


P2SC-ROB-WR-724 - 20240205	P2SC Weekly report	
Period covered: Date:	Mon Feb 05 to Sun Feb 11, 2024 13 Feb 2024	Royal Observatory of Belgium -
Written by: Approved by:	Dana Talpeanu Marie Dominique	PROBA2 Science Center
To:	LYRA PI, marie.dominique@sidc.be SWAP PI, elke.dhuys@sidc.be	https://proba2.sidc.be ++ 32 (0) 2 3730559
cc:	ROB DIR, ronald@oma.be ESA Redu, Rene.Wittmann@esa.int and Marcus.De.Deus.Silva@esa.int ESA D/SRE, Joe.Zender@esa.int ESA D/TEC, Juha-Pekka.Luntama@esa.int and Melanie.Heil@esa.int	

1. Science

Solar & Space weather events

The level of solar activity¹ fluctuated between **moderate and high** this week.

Only M- and X-flares are mentioned, the most energetic one(s) per day are presented in **bold**:

	Monday 05 Feb	Tuesday 06 Feb	Wednesday 07 Feb	Thursday 08 Feb	Friday 09 Feb	Saturday 10 Feb	Sunday 11 Feb
Activity	moderate	moderate	moderate	moderate	high	moderate	moderate
Flares	M1.4 M2.1	M1.3 M4.2 M2.2	M1.3 M5.1	M3.9 M1.3 M1.8 M1.2 M3.4	M1.2 X3.3 M3.1	M9.0 M3.4 M1.5	M1.0

¹ See appendix. All timings are given in UT.

Solar Activity

Solar flare activity fluctuated from moderate to high during the week.

In order to view the activity of this week in more detail, we suggest to go to the following website from which all the daily (normal and difference) movies can be accessed: <https://proba2.oma.be/ssa>


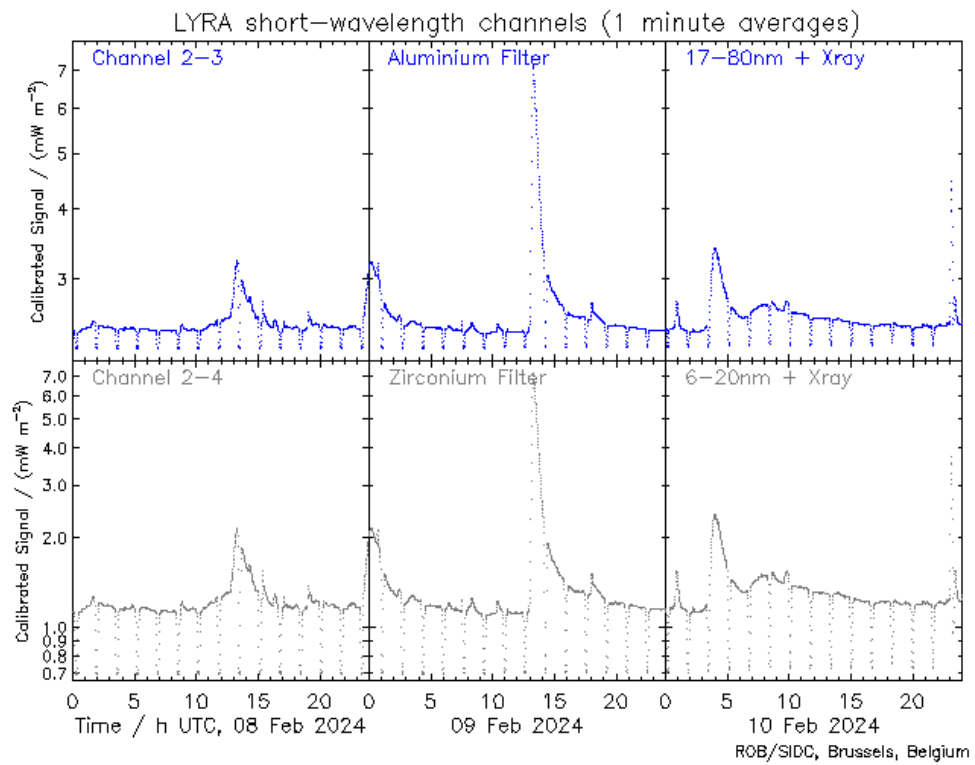
This page also lists the recorded flaring events.

A weekly overview movie can be found [here](#) (SWAP week 724).

Details about some of this week's events can be found further below.

If any of the linked movies are unavailable they can be found in the P2SC movie repository [here](#)

Friday Feb 09



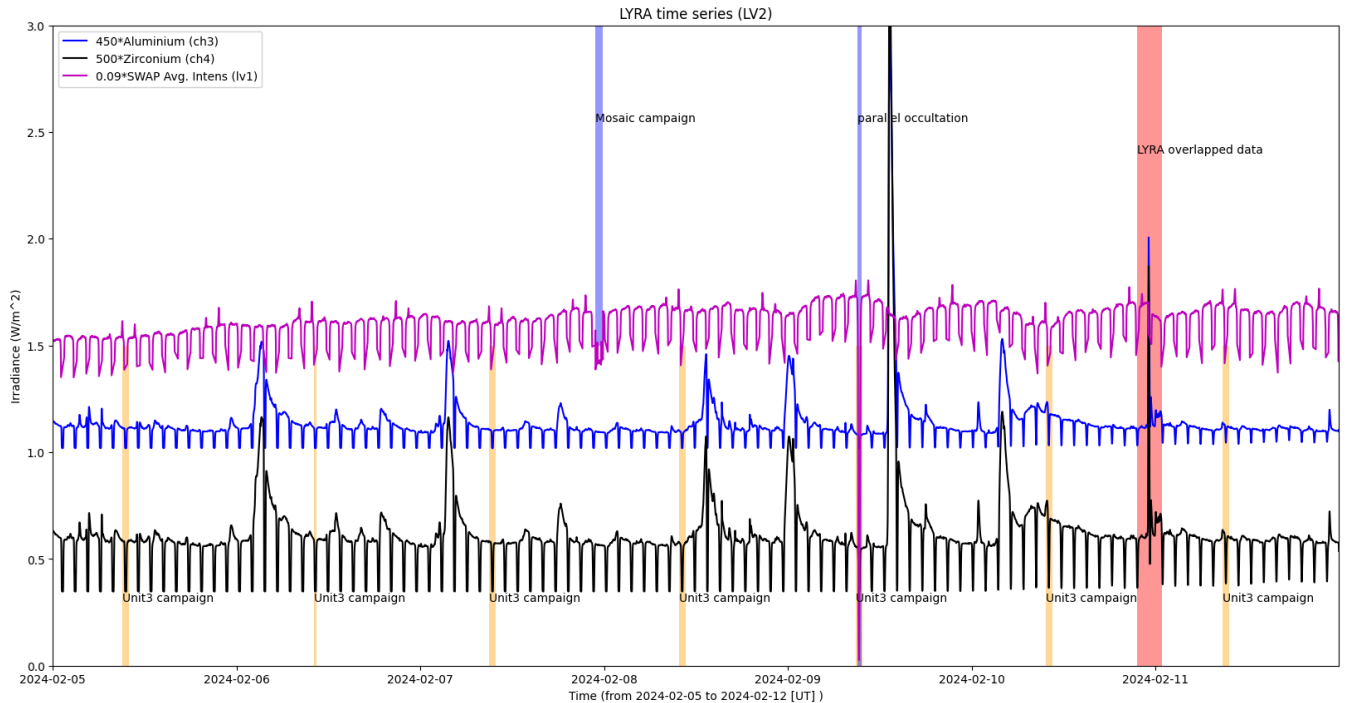
The largest flare of this active week was an X3.3, and it was observed by LYRA (top panel) and SWAP (bottom panel). The flare peaked on 2024-Feb-09 at 13:14 UT. It occurred at the south-western limb, and it originated from NOAA AR3575.

Find a SWAP movie of the event [here](#).

An overview of the weekly LYRA & SWAP data is provided below:

The following curves are visible:

- black: Zirconium Channel LYRA Unit 2
- blue: Aluminium Channel of LYRA Unit 2
- purple: SWAVINT (SWAP Average Intensity; integrated solar intensity per SWAP image pixel)



Operations and Calibrations:

The blue shaded periods related to SWAP, correspond to, from left to right:

- Mosaic campaign, 2024-Feb-07
- SWAP and LYRA parallel occultation, 2024-Feb-09

The orange shaded periods related to LYRA correspond to, from left to right:

- Daily Unit3 campaign during an occultation, 2024-Feb-05
- Daily Unit3 campaign during an occultation, 2024-Feb-06
- Daily Unit3 campaign during an occultation, 2024-Feb-07
- Daily Unit3 campaign during an occultation, 2024-Feb-08
- Daily Unit3 campaign during an occultation, 2024-Feb-09
- Daily Unit3 campaign during an occultation, 2024-Feb-10
- Daily Unit3 campaign during an occultation, 2024-Feb-11

The red shaded periods related to other issues corresponds to:

- corrupted LYRA data between 2024-Feb-10 21:40 UT and 2024-Feb-11 00:54 UT with data interleaved from other days received during the re-extraction of pass 46380 (11 Febr)

2. LYRA instrument status

IOS

Start IOS	Mon Feb 05 2024	LYIOS01053
End IOS	Sun Feb 11 2024	LYIOS01054

LYRA detector temperature

LYRA detector 2 temperature globally varied between 53.65 and 55.05 °C.

3. SWAP instrument status

MCPM errors

The number of MCPM recoverable errors increased from 52072 to 52511.

The number of MCPM unrecoverable errors remained at 3135.

IOS

Start IOS	Mon Feb 05 2024	IOS01179
End IOS	Sun Feb 11 2024	IOS01180

SWAP detector temperature

The SWAP Cold Finger Temperature globally varied between 2.95 and 4.23 °C.

4. PROBA2 Science Center Status

The following changes were made to the P2SC:

- None.

5. Data reception & discussions with MOC

Passes

The delivery of the passes for this week (passes 46328 to 46388) was nominal, except for:

- 46380.

Data coverage HK

All HK data files (LYRA_AD) have been received, except:

- None.

Data coverage SWAP

All SWAP Science data files (BINSWAP) have been received, except:

- None.

Total number of images between 2024 Feb 05 00:00 UT and 2024 Feb 12 00:00 UT: 4585

Highest cadence in this period: 18 seconds

Average cadence in this period: 131.87 seconds

Number of image gaps larger than 300 seconds: 126

Largest data gap: 25.52 minutes

Data coverage LYRA

All LYRA Science data files (BINLYRA) have been received, except:

- none
- corrupted LYRA data between 2024-Feb-10 21:40 UT and 2024-Feb-11 00:54 UT with data interleaved from other days received during the re-extraction of pass 46380 (11 Feb)

6. APPENDIX: Frequently used acronyms

ADPMS	Advanced Data and Power Management System
AOCS	Attitude and Orbit Control System
APS	Active Pixel image Sensor
ASIC	Application Specific Integrated Circuit
BBE	Base Band Equipment
CME	Coronal Mass Ejection
COGEX	Cool Gas Generator Experiment
CRC	Cyclic Redundancy Check
DAC	Data Acquisition Controller
DBR	Deployment, backup & recovery
DDA	Decommutated data archive
ESP	Experimental Solar Panel
FITS	Flexible Image Transport System
FOV	Field Of View FPA Focal Plane Assembly
FPGA	Field Programmable Gate Arrays
GPS	Global Positioning System
HK	Housekeeping
IOS	Instrument Operations Sheet
LED	Light Emitting Diode
LYRA	LYman alpha RAdiometer
LYTMR	LYRA Telemetry Reformatter (software module of P2SC)
LYEDG	LYRA Engineering Data Generator (software module of P2SC)
MCPM	Mass Memory, Compression and Packetisation Module
MOC	Mission Operation Center
NDR	Non Destructive Readout
OBSW	On board Software
PI	Principal Investigator
P2SC	PROBA2 Science Center
ROB	Royal Observatory of Belgium
SAA	South Atlantic Anomaly
SEU	Single Event Upset
SoFAST	Solar Feature Automated Search Tool
SWAP	Sun Watcher using APS detector and image Processing
SWAVINT	SWAP AVerage INTensity
SWBSDG	SWAP Base Science Data Generator
SWEDG	SWAP Engineering Data Generator (software module of P2SC)
SWTMR	SWAP Telemetry Reformatter (software module of P2SC)
TBC	To Be Confirmed
TBD	To Be Defined
TC	Telecommand
UTC	Coordinated Universal Time
UV	Ultraviolet
VFC	Voltage to Frequency Converter

7. APPENDIX Solar Activity Definitions

In the science section we use the following solar activity standards.

The standard scale for solar activity is:

- very low (almost no flares, only B)
- low (a few C flares)
- moderate (many C flares and at least an M flare)
- high (several M flares and an X flare)
- very high (continuous background of C flares, numerous M flares, more than one X flare)