


P2SC-ROB-WR-604 - 20211018	P2SC Weekly report	
Period covered: Date: Written by: Approved by:	Mon Oct 18 to Sun Oct 24, 2020 27 Oct 2021 Laurence Wauters Marie Dominique	Royal Observatory of Belgium - PROBA2 Science Center
To:	LYRA PI, marie.dominique@sidc.be SWAP PI, elke.dhuys@sidc.be	https://proba2.sidc.be ++ 32 (0) 2 3730559
cc:	ROB DIR, ronald@oma.be ESA Redu, Rene.Wittmann@esa.int and Marcus.De.Deus.Silva@esa.int ESA D/SRE, Joe.Zender@esa.int ESA D/TEC, Juha-Pekka.Luntama@esa.int and Melanie.Heil@esa.int	

1. Science

Solar & Space weather events

The level of solar activity¹ was **very low** this week.

Only M- and X-flares are mentioned, the most energetic one(s) per day are presented in **bold**:

	Monday 18 Oct	Tuesday 19 Oct	Wednesday 20 Oct	Thursday 21 Oct	Friday 22 Oct	Saturday 23 Oct	Sunday 24 Oct
Activity	very low	very low	very low	very low	very low	very low	very low
Flares	-	-	-	-	-	-	-

¹ See appendix. All timings are given in UT.

Solar Activity

Solar flare activity was very low during the week.

In order to view the activity of this week in more detail, we suggest to go to the following website from which all the daily (normal and difference) movies can be accessed: <https://proba2.oma.be/ssa>


This page also lists the recorded flaring events.

A weekly overview movie can be found [here](#) (SWAP week 604).

Details about some of this week's events can be found further below.

If any of the linked movies are unavailable they can be found in the P2SC movie repository [here](#)

Thursday Oct 21



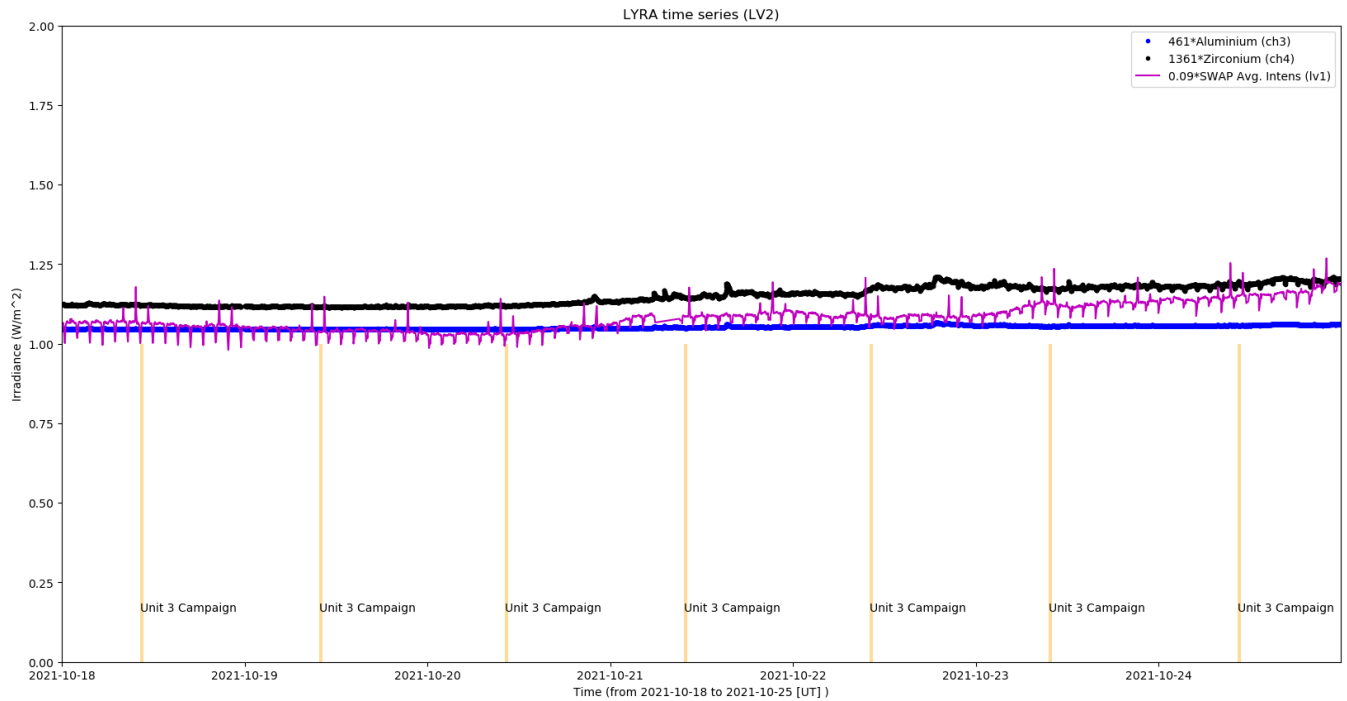
The largest flare of the week has been classified as a B8.7 flare. It originated from the NOAA active region labelled 2887. It is visible on the South East quadrant of the solar disk on the SWAP image above around 15:18 UT.

Find a movie of the events [here](#) (SWAP movie)

An overview of the weekly LYRA & SWAP data is provided below:

The following curves are visible:

- black: Zirconium Channel LYRA Unit 2
- blue: Aluminium Channel of LYRA Unit 2
- purple: SWAVINT (SWAP Average Intensity; integrated solar intensity per SWAP image pixel)



Operations and Calibrations:

The blue shaded periods related to SWAP, correspond to, from left to right:

- Occultation jumps since 2021-Oct-19

The orange shaded periods related to LYRA correspond to, from left to right:

- Daily Unit3 Campaign, 2021-Oct-18
- Daily Unit3 Campaign, 2021-Oct-19
- Daily Unit3 Campaign, 2021-Oct-20

- Daily Unit3 Campaign, 2021-Oct-21
- Daily Unit3 Campaign, 2021-Oct-22
- Daily Unit3 Campaign, 2021-Oct-23
- Daily Unit3 Campaign, 2021-Oct-24

The red shaded periods related to other issues corresponds to:

- None

2. LYRA instrument status

IOS

Start IOS	Mon Oct 18 2021	LYIOS00912
End IOS	Sun Oct 24 2021	LYIOS00913

LYRA detector temperature

LYRA detector 2 temperature globally varied between 52.27 and 53.18 °C.

3. SWAP instrument status

MCPM errors

The number of MCPM recoverable errors increased from 22808 to 23173.

The number of MCPM unrecoverable errors remained at 3135.

IOS

Start IOS	Mon Oct 18 2021	IOS00993
End IOS	Sun Oct 24 2021	IOS00994

SWAP detector temperature

The SWAP Cold Finger Temperature globally varied between 1.67 and 3.11°C.

4. PROBA2 Science Center Status

The following changes were made to the P2SC:

- None.

5. Data reception & discussions with MOC

Passes

The delivery of the passes for this week (passes 39008 to 39069) was nominal, except for:

- 39039 (important update of the scheduling of the support in Redu, the pass 39039 was unscheduled.)

Data coverage HK

All HK data files (LYRA_AD) have been received, except:

- 39039, data received with pass 39040

Data coverage SWAP

All SWAP Science data files (BINSWAP) have been received, except:

- 39039, data have been lost

Total number of images between 2021 Oct 18 00:00 UT and 2021 Oct 25 00:00 UT: 4244

Highest cadence in this period: 110 seconds

Average cadence in this period: 142.50 seconds

Number of image gaps larger than 300 seconds: 230

Largest data gap: 17.12 minutes

Data coverage LYRA

All LYRA Science data files (BINLYRA) have been received, except:

- 39039, data received with pass 39040

6. APPENDIX: Frequently used acronyms

ADPMS	Advanced Data and Power Management System
AOCS	Attitude and Orbit Control System
APS	Active Pixel image Sensor
ASIC	Application Specific Integrated Circuit
BBE	Base Band Equipment
CME	Coronal Mass Ejection
COGEX	Cool Gas Generator Experiment
CRC	Cyclic Redundancy Check
DAC	Data Acquisition Controller
DBR	Deployment, backup & recovery
DDA	Decommutated data archive
ESP	Experimental Solar Panel
FITS	Flexible Image Transport System
FOV	Field Of View FPA Focal Plane Assembly
FPGA	Field Programmable Gate Arrays
GPS	Global Positioning System
HK	Housekeeping
IOS	Instrument Operations Sheet
LED	Light Emitting Diode
LYRA	LYman alpha RAdiometer
LYTMR	LYRA Telemetry Reformatter (software module of P2SC)
LYEDG	LYRA Engineering Data Generator (software module of P2SC)
MCPM	Mass Memory, Compression and Packetisation Module
MOC	Mission Operation Center
NDR	Non Destructive Readout
OBSW	On board Software
PI	Principal Investigator
P2SC	PROBA2 Science Center
ROB	Royal Observatory of Belgium
SAA	South Atlantic Anomaly
SEU	Single Event Upset
SoFAST	Solar Feature Automated Search Tool
SWAP	Sun Watcher using APS detector and image Processing
SWAVINT	SWAP AVerage INTensity
SWBSDG	SWAP Base Science Data Generator
SWEDG	SWAP Engineering Data Generator (software module of P2SC)
SWTMR	SWAP Telemetry Reformatter (software module of P2SC)
TBC	To Be Confirmed
TBD	To Be Defined
TC	Telecommand
UTC	Coordinated Universal Time
UV	Ultraviolet
VFC	Voltage to Frequency Converter

7. APPENDIX Solar Activity Definitions

In the science section we use the following solar activity standards.

The standard scale for solar activity is:

- very low (almost no flares, only B)
- low (a few C flares)
- moderate (many C flares and at least an M flare)
- high (several M flares and an X flare)
- very high (continuous background of C flares, numerous M flares, more than one X flare)