


P2SC-ROB-WR-571 - 20210301	P2SC Weekly report	
Period covered: Date: Written by: Approved by:	Mon Mar 01 to Sun Mar 07, 2021 10 Mar 2021 Laurence Wauters Marie Dominique	Royal Observatory of Belgium - PROBA2 Science Center
To:	LYRA PI, marie.dominique@sidc.be SWAP PI, elke.dhuys@sidc.be	https://proba2.sidc.be ++ 32 (0) 2 3730559
cc:	ROB DIR, ronald@oma.be ESA Redu, Etienne.Tilmans@esa.int ESA D/SRE, Joe.Zender@esa.int ESA D/TEC, Juha-Pekka.Luntama@esa.int	

1. Science

Solar & Space weather events

The level of solar activity¹ fluctuated between **very low and low** this week.

Only M- and X-flares are mentioned, the most energetic one(s) per day are presented in **bold**:

	Monday 01 Mar	Tuesday 02 Mar	Wednesday 03 Mar	Thursday 04 Mar	Friday 05 Mar	Saturday 06 Mar	Sunday 07 Mar
Activity	very low	low	very low	very low	very low	very low	very low
Flares	-	-	-	-	-	-	-

¹ See appendix. All timings are given in UT.

Solar Activity

Solar flare activity fluctuated between very low and low during the week.

In order to view the activity of this week in more detail, we suggest to go to the following website from which all the daily (normal and difference) movies can be accessed: <https://proba2.oma.be/ssa>


This page also lists the recorded flaring events.

A weekly overview movie can be found [here](#) (SWAP week 571).

Details about some of this week's events can be found further below.

If any of the linked movies are unavailable they can be found in the P2SC movie repository [here](#)


Wednesday Mar 03



An active region in the South-East part of the solar disk erupted around 00:03UT. This eruption originating from the NOAA active region 2807 has been classified as a C1.2 flare.

Find a movie of the events [here](#) (SWAP movie)

Thursday Mar 04

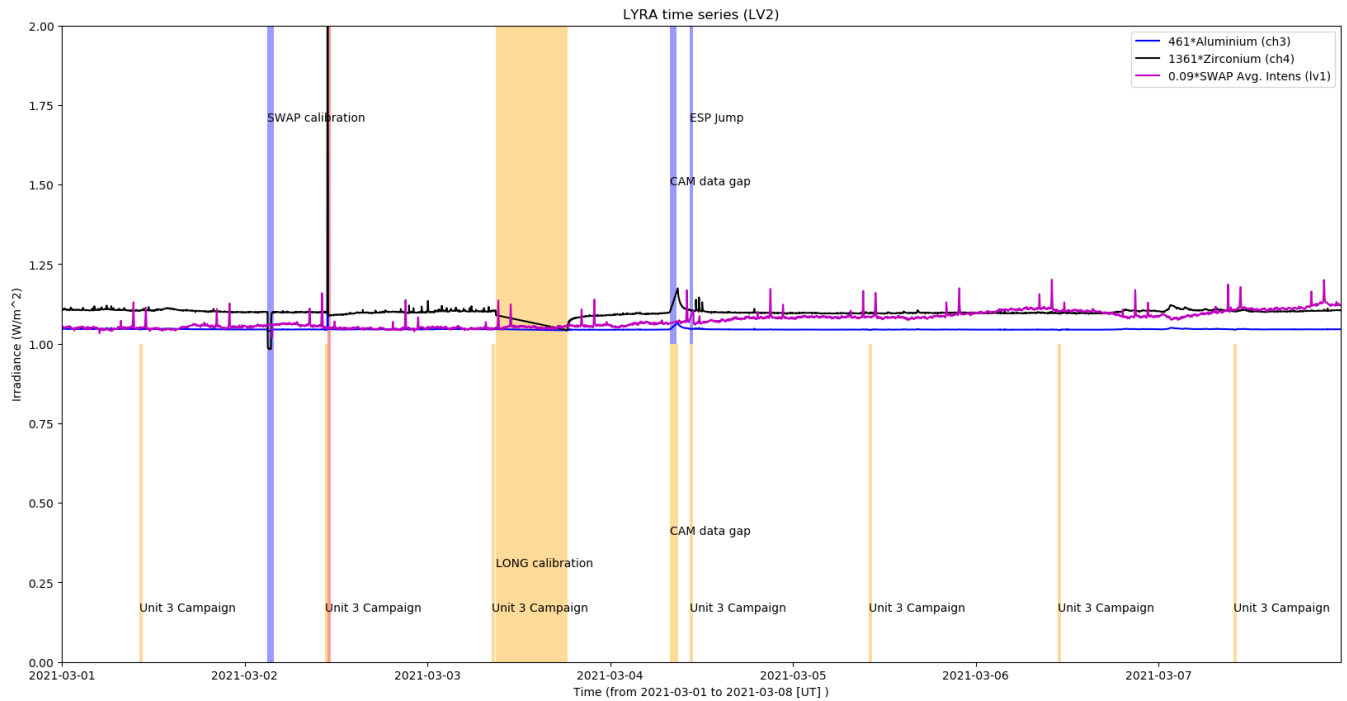


A coronal hole is visible on the SWAP image above. It is localized on the South-West part of the solar disk just above the 2806 active region. Find a movie of the event [here](#) (SWAP movie)

An overview of the weekly LYRA & SWAP data is provided below:

The following curves are visible:

- black: Zirconium Channel LYRA Unit 2
- blue: Aluminium Channel of LYRA Unit 2
- purple: SWAVINT (SWAP Average Intensity; integrated solar intensity per SWAP image pixel)



Operations and Calibrations:

The blue shaded periods related to SWAP, correspond to, from left to right:

- SWAP calibration, 2021-Mar-02
- Data gap due to collision avoidance maneuver (CAM) exercise -SWAP IDLE mode-, 2021-Mar-04 7:50UT - 8:45UT
- ESP jump, 2021-Mar-04

The orange shaded periods related to LYRA correspond to, from left to right:

- Daily Unit 3 Campaign, 2021-Mar-01
- Daily Unit 3 Campaign, 2021-Mar-02
- Daily Unit 3 Campaign, 2021-Mar-03
- Long calibration, 2021-Mar-03
- Data gap due to collision avoidance maneuver (CAM) exercise -LYRA IDLE mode-, 2021-Mar-04 7:50UT - 8:45UT
- Daily Unit 3 Campaign, 2021-Mar-04
- Daily Unit 3 Campaign, 2021-Mar-05
- Daily Unit 3 Campaign, 2021-Mar-06
- Daily Unit 3 Campaign, 2021-Mar-07

The red shaded periods related to other issues corresponds to:

- erroneous LYRA data due to VIS LED switch to 1, 2021-Mar-02

2. LYRA instrument status

IOS

Start IOS	Mon Mar 01 2021	LYIOS00873
End IOS	Sun Mar 07 2021	LYIOS00875

LYRA detector temperature

LYRA detector 2 temperature globally varied between 50.50 and 53.07 °C.

3. SWAP instrument status

MCPM errors

The number of MCPM recoverable errors increased from 16649 to 16985.

The number of MCPM unrecoverable errors increased from 2706 to 2874.

IOS

Start IOS	Mon Mar 01 2021	IOS00965
End IOS	Sun Mar 07 2021	IOS00966

SWAP detector temperature

The SWAP Cold Finger Temperature globally varied between -1.29 and 2.47 °C.

4. PROBA2 Science Center Status

The following changes were made to the P2SC:

- None.

5. Data reception & discussions with MOC

Passes

The delivery of the passes for this week (passes 36928 to 36990) was nominal, except for:

- None.

Data coverage HK

All HK data files (LYRA_AD) have been received, except:

- None.

Data coverage SWAP

All SWAP Science data files (BINSWAP) have been received, except:

- None.

Total number of images between 2021 Mar 01 00:00 UT and 2021 Mar 08 00:00 UT: 4425

Highest cadence in this period: 0 seconds

Average cadence in this period: 136.67 seconds

Number of image gaps larger than 300 seconds: 181

Largest data gap: 57.40 minutes

Data coverage LYRA

All LYRA Science data files (BINLYRA) have been received, except:

- None.

6. APPENDIX: Frequently used acronyms

ADPMS	Advanced Data and Power Management System
AOCS	Attitude and Orbit Control System
APS	Active Pixel image Sensor
ASIC	Application Specific Integrated Circuit
BBE	Base Band Equipment
CME	Coronal Mass Ejection
COGEX	Cool Gas Generator Experiment
CRC	Cyclic Redundancy Check
DAC	Data Acquisition Controller
DBR	Deployment, backup & recovery
DDA	Decommutated data archive
ESP	Experimental Solar Panel
FITS	Flexible Image Transport System
FOV	Field Of View FPA Focal Plane Assembly
FPGA	Field Programmable Gate Arrays
GPS	Global Positioning System
HK	Housekeeping
IOS	Instrument Operations Sheet
LED	Light Emitting Diode
LYRA	LYman alpha RAdiometer
LYTMR	LYRA Telemetry Reformatter (software module of P2SC)
LYEDG	LYRA Engineering Data Generator (software module of P2SC)
MCPM	Mass Memory, Compression and Packetisation Module
MOC	Mission Operation Center
NDR	Non Destructive Readout
OBSW	On board Software
PI	Principal Investigator
P2SC	PROBA2 Science Center
ROB	Royal Observatory of Belgium
SAA	South Atlantic Anomaly
SEU	Single Event Upset
SoFAST	Solar Feature Automated Search Tool
SWAP	Sun Watcher using APS detector and image Processing
SWAVINT	SWAP AVerage INTensity
SWBSDG	SWAP Base Science Data Generator
SWEDG	SWAP Engineering Data Generator (software module of P2SC)
SWTMR	SWAP Telemetry Reformatter (software module of P2SC)
TBC	To Be Confirmed
TBD	To Be Defined
TC	Telecommand
UTC	Coordinated Universal Time
UV	Ultraviolet
VFC	Voltage to Frequency Converter

7. APPENDIX Solar Activity Definitions

In the science section we use the following solar activity standards.

The standard scale for solar activity is:

- very low (almost no flares, only B)
- low (a few C flares)
- moderate (many C flares and at least an M flare)
- high (several M flares and an X flare)
- very high (continuous background of C flares, numerous M flares, more than one X flare)