


P2SC-ROB-WR-565 - 20210118	<b>P2SC Weekly report</b>	
Period covered: Date:  Written by: Approved by:	Mon Jan 18 to Sun Jan 24, 2020 26 Jun 2020  Laurence Wauters Marie Dominique	Royal Observatory of Belgium - PROBA2 Science Center
To:	LYRA PI, marie.dominique@sidc.be SWAP PI, elke.dhuys@sidc.be	<a href="https://proba2.sidc.be">https://proba2.sidc.be</a> ++ 32 (0) 2 3730559
cc:	ROB DIR, ronald@oma.be ESA Redu, Etienne.Tilmans@esa.int ESA D/SRE, Joe.Zender@esa.int ESA D/TEC, Juha-Pekka.Luntama@esa.int	

---

## 1. Science

### Solar & Space weather events

The level of solar activity<sup>1</sup> fluctuated between **very low and low** this week.

Only M- and X-flares are mentioned, the most energetic one(s) per day are presented in **bold**:

	Monday 18 Jan	Tuesday 19 Jan	Wednesday 20 Jan	Thursday 21 Jan	Friday 22 Jan	Saturday 23 Jan	Sunday 24 Jan
Activity	very low	low	low	very low	very low	very low	very low
Flares	-	-	-	-	-	-	-

---

<sup>1</sup> See appendix. All timings are given in UT.

## **Solar Activity**

Solar flare activity fluctuated between very low and low during the week.

In order to view the activity of this week in more detail, we suggest to go to the following website from which all the daily (normal and difference) movies can be accessed: <https://proba2.oma.be/ssa>


This page also lists the recorded flaring events.

A weekly overview movie can be found [here](#) (SWAP week 565).

Details about some of this week's events can be found further below.

If any of the linked movies are unavailable they can be found in the P2SC movie repository [here](#)


Wednesday Jan 20



The largest flare of the week was a C1.4 flare, which erupted around 12:48 UT on 2021-Jan-20. It was observed by both SWAP and LYRA and was associated with the Active Region 2798 labelled by NOAA, localized at S19E51. This active region provides numerous B-flares during the week.

Find a movie of the events [here](#) (SWAP movie)

Friday Jan 22



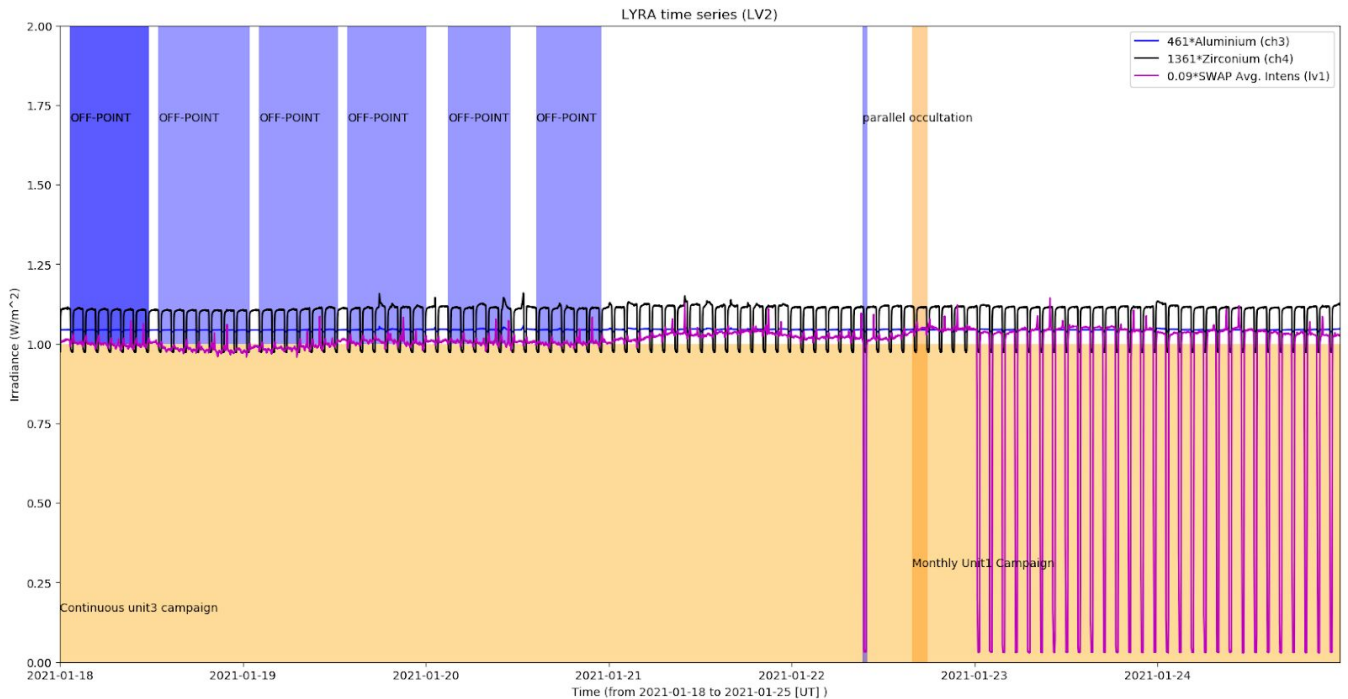
**A central coronal hole crossed the central meridian around 7:47UT on 2021-01-22. It is visible on the SWAP image above.**

Find a movie of the events [here](#) (SWAP movie)

An overview of the weekly LYRA & SWAP data is provided below:

The following curves are visible:

- black: Zirconium Channel LYRA Unit 2
- blue: Aluminium Channel of LYRA Unit 2
- purple: SWAVINT (SWAP Average Intensity; integrated solar intensity per SWAP image pixel )



### Operations and Calibrations:

The blue shaded periods related to SWAP, correspond to, from left to right:

- SWAP joint off-point campaigns with EUI (West off point), 2021-Jan-18
- SWAP joint off-point campaigns with EUI (West off point), 2021-Jan-19
- SWAP joint off-point campaigns with EUI (West off point), 2021-Jan-20
- SWAP parallel occultation with LYRA, 2021-Jan-22

Note: no occultation jump was setup from 2021-01-23 until 2021-Jan-24

The orange shaded periods related to LYRA correspond to, from left to right:

- Continuous unit3 campaign
- Monthly Unit1 campaign, 2021-Jan-22

The red shaded periods related to other issues corresponds to:

- None

## 2. LYRA instrument status

### IOS

Start IOS	Mon Jan 18 2021	LYIOS00869
End IOS	Sun Jan 24 2021	LYIOS00869

### LYRA detector temperature

LYRA detector 2 temperature globally varied between 47.11 and 51.09 °C.

### 3. SWAP instrument status

#### MCPM errors

The number of MCPM recoverable errors increased from 15092 to 15237.

The number of MCPM unrecoverable errors increased from 1698 to 1866.

#### IOS

Start IOS	Mon Jan 18 2021	IOS00952
End IOS	Sun Jan 24 2021	IOS00953

#### SWAP detector temperature

The SWAP Cold Finger Temperature globally varied between -1.93 and 1.03 °C.

#### **4. PROBA2 Science Center Status**

The following changes were made to the P2SC:

- None.



## 5. Data reception & discussions with MOC

### Passes

The delivery of the passes for this week (passes 36537 to 36600) was nominal, except for:

- None.

### Data coverage HK

All HK data files (LYRA\_AD) have been received, except:

- None.

### Data coverage SWAP

All SWAP Science data files (BINSWAP) have been received, except:

- None.

Total number of images between 2021 Jan 18 00:00 UT and 2021 Jan 25 00:00 UT: 4746

Highest cadence in this period: 30 seconds

Average cadence in this period: 127.30 seconds

Number of image gaps larger than 300 seconds: 105

Largest data gap: 27.80 minutes

### Data coverage LYRA

All LYRA Science data files (BINLYRA) have been received, except:

- None.

## 6. APPENDIX: Frequently used acronyms

ADPMS	Advanced Data and Power Management System
AOCS	Attitude and Orbit Control System
APS	Active Pixel image Sensor
ASIC	Application Specific Integrated Circuit
BBE	Base Band Equipment
CME	Coronal Mass Ejection
COGEX	Cool Gas Generator Experiment
CRC	Cyclic Redundancy Check
DAC	Data Acquisition Controller
DBR	Deployment, backup & recovery
DDA	Decommutated data archive
ESP	Experimental Solar Panel
FITS	Flexible Image Transport System
FOV	Field Of View FPA Focal Plane Assembly
FPGA	Field Programmable Gate Arrays
GPS	Global Positioning System
HK	Housekeeping
IOS	Instrument Operations Sheet
LED	Light Emitting Diode
LYRA	LYman alpha RAdiometer
LYTMR	LYRA Telemetry Reformatter (software module of P2SC)
LYEDG	LYRA Engineering Data Generator (software module of P2SC)
MCPM	Mass Memory, Compression and Packetisation Module
MOC	Mission Operation Center
NDR	Non Destructive Readout
OBSW	On board Software
PI	Principal Investigator
P2SC	PROBA2 Science Center
ROB	Royal Observatory of Belgium
SAA	South Atlantic Anomaly
SEU	Single Event Upset
SoFAST	Solar Feature Automated Search Tool
SWAP	Sun Watcher using APS detector and image Processing
SWAVINT	SWAP AVerage INTensity
SWBSDG	SWAP Base Science Data Generator
SWEDG	SWAP Engineering Data Generator (software module of P2SC)
SWTMR	SWAP Telemetry Reformatter (software module of P2SC)
TBC	To Be Confirmed
TBD	To Be Defined
TC	Telecommand
UTC	Coordinated Universal Time
UV	Ultraviolet
VFC	Voltage to Frequency Converter

## **7. APPENDIX Solar Activity Definitions**

In the science section we use the following solar activity standards.

The standard scale for solar activity is:

- very low (almost no flares, only B)
- low (a few C flares)
- moderate (many C flares and at least an M flare)
- high (several M flares and an X flare)
- very high (continuous background of C flares, numerous M flares, more than one X flare)