


P2SC-ROB-WR-468 - 20190311	P2SC Weekly report	
Period covered: Date: Written by: Approved by:	Mon Mar 11 to Sun Mar 17, 2019 19 Mar 2019 Laurence Wauters Matthew West	Royal Observatory of Belgium - PROBA2 Science Center
To:	LYRA PI, marie.dominique@sidc.be SWAP PI, elke.dhuys@sidc.be	http://proba2.sidc.be ++ 32 (0) 2 3730559
cc:	ROB DIR, ronald@oma.be ESA Redu, Etienne.Tilmans@esa.int ESA D/SRE, Joe.Zender@esa.int ESA D/TEC, Juha-Pekka.Luntama@esa.int	

1. Science

Solar & Space weather events

The level of solar activity¹ was **very low** this week.

Only M- and X-flares are mentioned, the most energetic one(s) per day are presented in **bold**:

	Monday 11 Mar	Tuesday 12 Mar	Wednesday 13 Mar	Thursday 14 Mar	Friday 15 Mar	Saturday 16 Mar	Sunday 17 Mar
Activity	very low	very low	very low	very low	very low	very low	very low
Flares	-	-	-	-	-	-	-

¹ See appendix. All timings are given in UT.

Solar Activity

Solar flare activity was very low during the week.

In order to view the activity of this week in more detail, we suggest to go to the following website from which all the daily (normal and difference) movies can be accessed: <http://proba2.oma.be/ssa>


This page also lists the recorded flaring events.

A weekly overview movie can be found [here](#) (SWAP week 468).

Details about some of this week's events, can be found further below.


If any of the linked movies are unavailable they can be found in the P2SC movie repository [here](#)

Monday Mar 11



An extended coronal hole transited the solar meridian on 2019-Mar-11 around 06:00UT
Find a movie of the events [here](#) (SWAP movie)

Saturday Mar 16



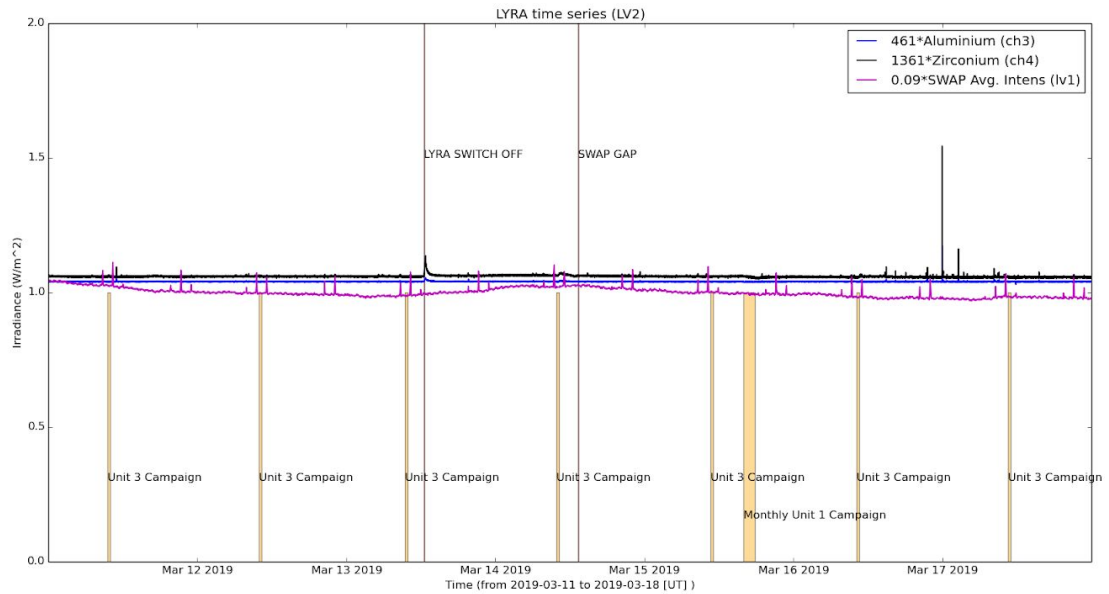
A single small flare was observed during this week, it was an A1.1 class flare which occurred on 2019-Mar-16 around 14:09 UT.

Find a movie of the event [here](#) (SWAP movie)

An overview of the weekly LYRA & SWAP data is provided below:

The following curves are visible:

- black: Zirconium Channel LYRA Unit 2
- blue: Aluminium Channel of LYRA Unit 2
- purple: SWAVINT (SWAP Average Intensity; integrated solar intensity per SWAP image pixel)



Operations and Calibrations:

The blue shaded periods related to SWAP, correspond to, from left to right:

- None

The orange shaded periods related to LYRA correspond to, from left to right:

- Daily Unit 3 campaign, 2019-Mar-11
- Daily Unit 3 campaign, 2019-Mar-12
- Daily Unit 3 campaign, 2019-Mar-13
- Daily Unit 3 campaign, 2019-Mar-14
- Daily Unit 3 campaign, 2019-Mar-15
- Monthly Unit 1 campaign, 2019-Mar-15
- Daily Unit 3 campaign, 2019-Mar-16
- Daily Unit 3 campaign, 2019-Mar-17

The red shaded periods related to other issues corresponds to:

- On 2019-Mar-13, REDU resized the LYRA cycling store, LYRA was SWITCHED OFF at 12:29:44 UT and SWITCHED ON at 12:37:00 UT.
- On 2019-Mar-14 from 13:15:54 UT to 13:24:50 UT, no SWAP data was available because contact could not be established during pass 30307.

2. LYRA instrument status

IOS

Start IOS	Mon 2019-Jan-11	LYIOS00761
End IOS	Sun 2019-Jan-17	LYIOS00764

LYRA detector temperature

LYRA detector 2 temperature globally varied between 50.08 and 52.71 °C.

3. SWAP instrument status

MCPM errors

The number of MCPM recoverable errors increased from 320 and 625.

The number of MCPM unrecoverable errors remained at 0.

IOS

Start IOS	Mon 2019-Jan-11	IOS00838
End IOS	Sun 2019-Jan-17	IOS00839

SWAP detector temperature

The SWAP Cold Finger Temperature globally varied between 0.23 and 1.43 °C.

4. PROBA2 Science Center Status

The following changes were made to the P2SC:

- None.

5. Data reception & discussions with MOC

Passes

The delivery of the passes for this week (passes 30276 to 30339) was nominal, except for:

- 30307, no contact with PROBA2 has been established

Data coverage HK

All HK data files (LYRA_AD) have been received, except:

- 30307, received later and twice.

Data coverage SWAP

All SWAP Science data files (BINSWAP) have been received, except:

- 30307, no contact with PROBA2 has been established

Total number of images between 2019 Mar 11 00:00 UT and 2019 Mar 18 00:00 UT: 4709

Highest cadence in this period: 110 seconds

Average cadence in this period: 128.43 seconds

Number of image gaps larger than 300 seconds: 157

Largest data gap: 11.00 minutes

Data coverage LYRA

All LYRA Science data files (BINLYRA) have been received, except:

- 30307, data for that time have been downloaded with pass 30309.

6. APPENDIX: Frequently used acronyms

ADPMS	Advanced Data and Power Management System
AOCS	Attitude and Orbit Control System
APS	Active Pixel image Sensor
ASIC	Application Specific Integrated Circuit
BBE	Base Band Equipment
CME	Coronal Mass Ejection
COGEX	Cool Gas Generator Experiment
CRC	Cyclic Redundancy Check
DAC	Data Acquisition Controller
DBR	Deployment, backup & recovery
DDA	Decommutated data archive
ESP	Experimental Solar Panel
FITS	Flexible Image Transport System
FOV	Field Of View FPA Focal Plane Assembly
FPGA	Field Programmable Gate Arrays
GPS	Global Positioning System
HK	Housekeeping
IOS	Instrument Operations Sheet
LED	Light Emitting Diode
LYRA	LYman alpha RAdiometer
LYTMR	LYRA Telemetry Reformatter (software module of P2SC)
LYEDG	LYRA Engineering Data Generator (software module of P2SC)
MCPM	Mass Memory, Compression and Packetisation Module
MOC	Mission Operation Center
NDR	Non Destructive Readout
OBSW	On board Software
PI	Principal Investigator
P2SC	PROBA2 Science Center
ROB	Royal Observatory of Belgium
SAA	South Atlantic Anomaly
SEU	Single Event Upset
SoFAST	Solar Feature Automated Search Tool
SWAP	Sun Watcher using APS detector and image Processing
SWAVINT	SWAP AVerage INTensity
SWBSDG	SWAP Base Science Data Generator
SWEDG	SWAP Engineering Data Generator (software module of P2SC)
SWTMR	SWAP Telemetry Reformatter (software module of P2SC)
TBC	To Be Confirmed
TBD	To Be Defined
TC	Telecommand
UTC	Coordinated Universal Time
UV	Ultraviolet
VFC	Voltage to Frequency Converter

7. APPENDIX Solar Activity Definitions

In the science section we use the following solar activity standards.

The standard scale for solar activity is:

- very low (almost no flares, only B)
- low (a few C flares)
- moderate (many C flares and at least an M flare)
- high (several M flares and an X flare)
- very high (continuous background of C flares, numerous M flares, more than one X flare)