


P2SC-ROB-WR-466 - 20190225	P2SC Weekly report	
Period covered: Date: Written by: Approved by:	Mon Feb 25 to Sun Mar 03, 2019 05 Mar 2019 Laurence Wauters Matthew West	Royal Observatory of Belgium - PROBA2 Science Center
To:	LYRA PI, marie.dominique@sidc.be SWAP PI, elke.dhuys@sidc.be	http://proba2.sidc.be ++ 32 (0) 2 3730559
cc:	ROB DIR, ronald@oma.be ESA Redu, Etienne.Tilmans@esa.int ESA D/SRE, Joe.Zender@esa.int ESA D/TEC, Juha-Pekka.Luntama@esa.int	

1. Science

Solar & Space weather events

The level of solar activity¹ was **very low** this week.

Only M- and X-flares are mentioned, the most energetic one(s) per day are presented in **bold**:

	Monday 25 Feb	Tuesday 26 Feb	Wednesday 27 Feb	Thursday 28 Feb	Friday 01 Mar	Saturday 02 Mar	Sunday 03 Mar
Activity	very low	very low	very low	very low	very low	very low	very low
Flares	-	-	-	-	-	-	-

¹ See appendix. All timings are given in UT.

Solar Activity

Solar flare activity was very low during the week.

In order to view the activity of this week in more detail, we suggest to go to the following website from which all the daily (normal and difference) movies can be accessed: <http://proba2.oma.be/ssa>


This page also lists the recorded flaring events.

A weekly overview movie can be found [here](#) (SWAP week 466).

Details about some of this week's events, can be found further below.

If any of the linked movies are unavailable they can be found in the P2SC movie repository [here](#)


Monday Mar 25



An equatorial coronal hole passed the central meridian on 2019-Feb-25, as can be seen in the
SWAP image above

Find a movie of the events [here](#) (SWAP movie)

Friday Mar 01

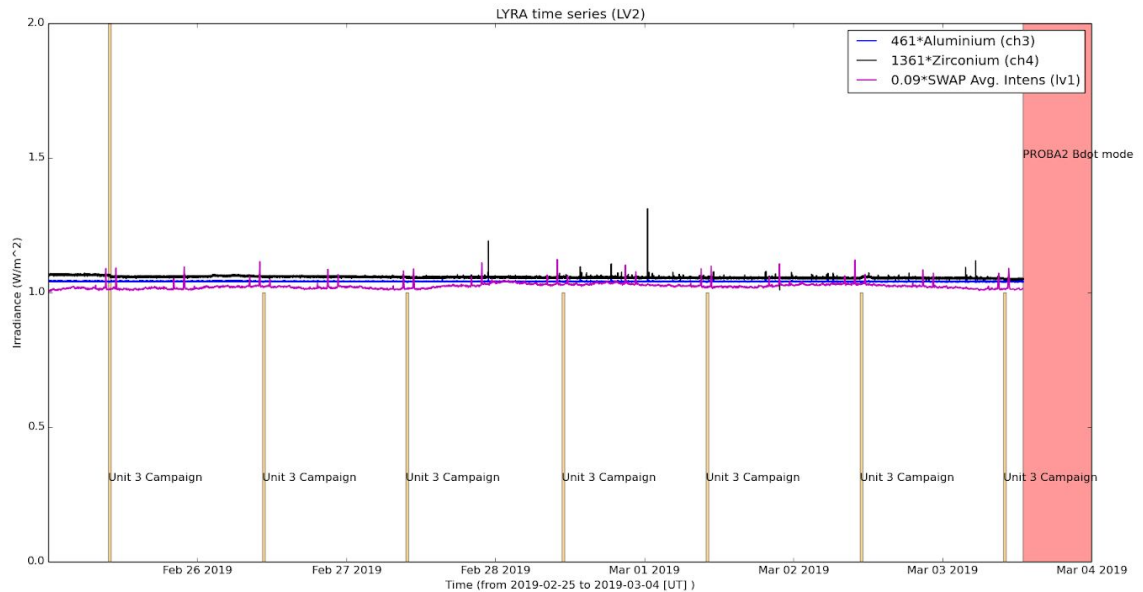


A patchy coronal hole is visible in the SWAP image above
Find a movie of the events [here](#) (SWAP movie)

An overview of the weekly LYRA & SWAP data is provided below:

The following curves are visible:

- black: Zirconium Channel LYRA Unit 2
- blue: Aluminium Channel of LYRA Unit 2
- purple: SWAVINT (SWAP Average Intensity; integrated solar intensity per SWAP image pixel)



Operations and Calibrations:

SWAP:

The blue shaded periods related to SWAP, correspond to, from left to right:

- None

LYRA:

The orange shaded periods related to LYRA correspond to, from left to right:

- Daily Unit 3 campaign, 2019-Feb-25
- Daily Unit 3 campaign, 2019-Feb-26
- Daily Unit 3 campaign, 2019-Feb-27
- Daily Unit 3 campaign, 2019-Feb-28
- Daily Unit 3 campaign, 2019-Mar-01
- Daily Unit 3 campaign, 2019-Mar-02
- Daily Unit 3 campaign, 2019-Mar-03

Other Issues:

The red shaded periods related to other issues corresponds to:

- At 2019-Mar-03, 12:58:52 UT PROBA-2 was put in safe mode (Bdot) with the reset register indicating a reboot.

2. LYRA instrument status

IOS

Start IOS	Mon Feb 25 2019	LYIOS00757
End IOS	Sun Mar 03 2019	LYIOS00758

LYRA detector temperature

LYRA detector 2 temperature globally varied between 52.07 and 52.93 °C.

3. SWAP instrument status

MCPM errors

The number of MCPM recoverable errors increased from 0 to 2126.

The number of MCPM unrecoverable errors remained at 0.

IOS

Start IOS	Mon Feb 25 2019	IOS00835
End IOS	Sun Mar 03 2019	IOS00835

SWAP detector temperature

The SWAP Cold Finger Temperature globally varied between 1.59 and 2.63 °C.

4. PROBA2 Science Center Status

The following changes were made to the P2SC:

- None.

5. Data reception & discussions with MOC

Passes

The delivery of the passes for this week (passes 30146 to 30210) was nominal, except for:

- 30207,30208,30209,30210 (Proba2 B-dot mode, SWAP and LYRA OFF)

Data coverage HK

All HK data files (LYRA_AD) have been received, except:

- Very small size for HK data files 30207,30208,30209,30210 (Proba2 B-dot mode)

Data coverage SWAP

All SWAP Science data files (BINSWAP) have been received, except:

- 30207,30208,30209,30210 (Proba2 B-dot mode, SWAP OFF)

Total number of images between 2019 Feb 25 00:00 UT and 2019 Mar 04 00:00 UT: 4371

Highest cadence in this period: 110 seconds

Average cadence in this period: 129.26 seconds

Number of image gaps larger than 300 seconds: 148

Largest data gap: 11.00 minutes

Data coverage LYRA

All LYRA Science data files (BINLYRA) have been received, except:

- 30207,30209,30210 (Proba2 B-dot mode, LYRA OFF)

6. APPENDIX: Frequently used acronyms

ADPMS	Advanced Data and Power Management System
AOCS	Attitude and Orbit Control System
APS	Active Pixel image Sensor
ASIC	Application Specific Integrated Circuit
BBE	Base Band Equipment
CME	Coronal Mass Ejection
COGEX	Cool Gas Generator Experiment
CRC	Cyclic Redundancy Check
DAC	Data Acquisition Controller
DBR	Deployment, backup & recovery
DDA	Decommutated data archive
ESP	Experimental Solar Panel
FITS	Flexible Image Transport System
FOV	Field Of View FPA Focal Plane Assembly
FPGA	Field Programmable Gate Arrays
GPS	Global Positioning System
HK	Housekeeping
IOS	Instrument Operations Sheet
LED	Light Emitting Diode
LYRA	LYman alpha RAdiometer
LYTMR	LYRA Telemetry Reformatter (software module of P2SC)
LYEDG	LYRA Engineering Data Generator (software module of P2SC)
MCPM	Mass Memory, Compression and Packetisation Module
MOC	Mission Operation Center
NDR	Non Destructive Readout
OBSW	On board Software
PI	Principal Investigator
P2SC	PROBA2 Science Center
ROB	Royal Observatory of Belgium
SAA	South Atlantic Anomaly
SEU	Single Event Upset
SoFAST	Solar Feature Automated Search Tool
SWAP	Sun Watcher using APS detector and image Processing
SWAVINT	SWAP AVerage INTensity
SWBSDG	SWAP Base Science Data Generator
SWEDG	SWAP Engineering Data Generator (software module of P2SC)
SWTMR	SWAP Telemetry Reformatter (software module of P2SC)
TBC	To Be Confirmed
TBD	To Be Defined
TC	Telecommand
UTC	Coordinated Universal Time
UV	Ultraviolet
VFC	Voltage to Frequency Converter

7. APPENDIX Solar Activity Definitions

In the science section we use the following solar activity standards.

The standard scale for solar activity is:

- very low (almost no flares, only B)
- low (a few C flares)
- moderate (many C flares and at least an M flare)
- high (several M flares and an X flare)
- very high (continuous background of C flares, numerous M flares, more than one X flare)