


P2SC-ROB-WR-440 - 20180827 Weekly report #440	P2SC Weekly report	
Period covered: Date: Written by: Approved by:	Mon Aug 27 to Sun Sep 02, 2018 03 Sep 2018 Jennifer O'Hara Matthew West	Royal Observatory of Belgium - PROBA2 Science Center
To:	LYRA PI, marie.dominique@sidc.be SWAP PI, david.berghmans@sidc.be	http://proba2.sidc.be ++ 32 (0) 2 3730559
cc:	ROB DIR, ronald@oma.be ESA Redu, Etienne.Tilmans@esa.int ESA D/SRE, Joe.Zender@esa.int ESA D/TEC, Juha-Pekka.Luntama@esa.int	

1. Science

Solar & Space weather events


The level of solar activity¹ remained **very low** this week.

Only M- and X-flares are mentioned, the most energetic one(s) per day are presented in **bold**:

	Monday 27 Aug	Tuesday 28 Aug	Wednesday 29 Aug	Thursday 30 Aug	Friday 31 Aug	Saturday 01 Sep	Sunday 02 Sep
Activity	very low	very low	very low	very low	very low	very low	very low
Flares	-	-	-	-	-	-	-

¹ See appendix. All timings are given in UT.


The SWAP images of Aug 27 and Sep 02 are shown below, with annotated active regions.



<http://sidc.be/soteria/soteria.php>

Catania sunspot groups
No observation

NOAA AR/sunspot
NOAA Halpha plage
NOAA expected region
2018-08-29 00:30:00



PROBA2/SWAP 17.4nm
2018-09-02T08:42:07.825

Solar Activity

Solar flare activity remained very low during the week.

In order to view the activity of this week in more detail, we suggest to go to the following website from which all the daily (normal and difference) movies can be accessed: <http://proba2.oma.be/ssa>


This page also lists the recorded flaring events.

A weekly overview movie can be found [here](#) (SWAP week 440).

Details about some of this week's events can be found further below.

If any of the linked movies are unavailable they can be found in the P2SC movie repository [here](#)

Tuesday Aug 28



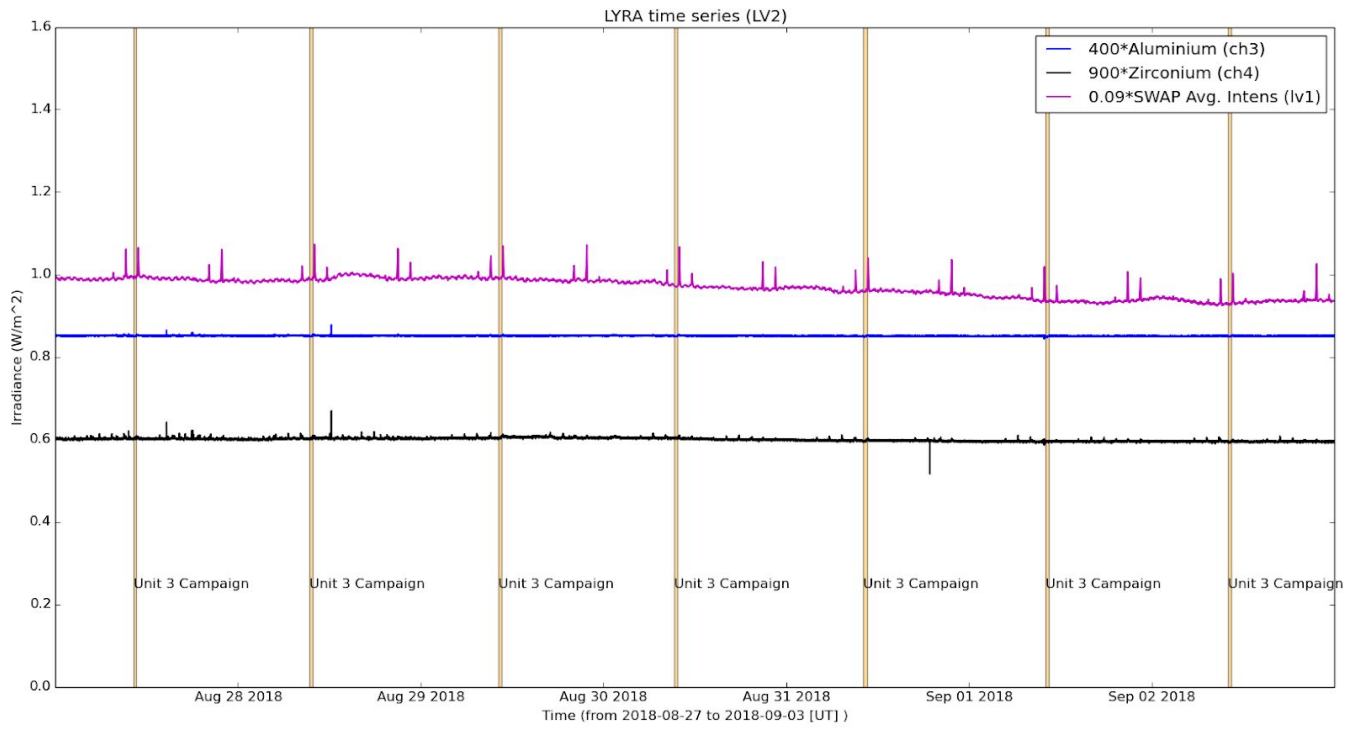
Two loop systems extending from NOAA AR2719 and AR2720 can be seen on the western limb of the Sun, as shown in the SWAP image above at 22:56UT on 2018-Aug-28.

Find a movie of the day [here](#) (SWAP movie)

An overview of the weekly LYRA & SWAP data is provided below:

The following curves are visible:

- black: Zirconium Channel LYRA Unit 2
- blue: Aluminium Channel of LYRA Unit 2
- purple: SWAVINT (SWAP Average Intensity; integrated solar intensity per SWAP image pixel)



The blue shaded periods related to SWAP, correspond to, from left to right:

- None

The orange shaded periods related to LYRA correspond to, from left to right:

- Daily Unit 3 campaign, 2018-Aug-27
- Daily Unit 3 campaign, 2018-Aug-28
- Daily Unit 3 campaign, 2018-Aug-29
- Daily Unit 3 campaign, 2018-Aug-30
- Daily Unit 3 campaign, 2018-Aug-31
- Daily Unit 3 campaign, 2018-Sep-01
- Daily Unit 3 campaign, 2018-Sep-02

The red shaded periods related to other issues corresponds to:

- None

Outreach, papers, presentations, etc.

Please consult <http://proba2.oma.be/science/publications> for a list of interesting articles using SWAP & LYRA data, as well as a link to the complete article list.

The science section of this weekly report is also published in the weekly STCE newsletter (<http://www.stce.be/newsletter/newsletter.php>).

Guest Investigator Program

- PhD student Samantha Wallace completed her first visit to the P2SC working on her project entitled “Identifying pseudostreamers with PROBA2 SWAP: A comparative study of observed and model-derived fundamental properties of pseudostreamers”
- Karen Meyer continued her visit to the 2SC on working on “Investigation of the middle corona with SWAP and a data-driven non-potential coronal field model.”
- PhD student Ritesh Patel, is visiting the P2SC from the 31 August-10th September. To continue working on the project on “Automated detection of Coronal Mass Ejections (CMEs) in SWAP images”, along with his supervisor, Dipankar Banerjee.

2. LYRA instrument status

Calibration

No calibration campaign this week.

IOS & operations

Monday 27 Aug	Tuesday 28 Aug	Wednesday 29 Aug	Thursday 30 Aug	Friday 31 Aug	Saturday 01 Sep	Sunday 02 Sep
Nominal acquisition + daily U3	Nominal acquisition + daily U3	Nominal acquisition + daily U3	Nominal acquisition + daily U3	Nominal acquisition + daily U3	Nominal acquisition + daily U3	Nominal acquisition + daily U3
LYIOS00721	LYIOS00721	LYIOS00721	LYIOS00721	LYIOS00721	LYIOS00722	LYIOS00722

The following science campaigns were performed by LYRA:

- daily U3 observations campaign

LYRA detector temperature

LYRA detector 2 temperature globally varied between 48.59 and 49.38 °C.

3. SWAP instrument status

Calibration

No calibration campaign this week.

MCPM errors

The number of MCPM recoverable errors increased from 1707 to 1981.

The number of MCPM unrecoverable errors increased from 0 to 14.

IOS & operations

Monday 27 Aug	Tuesday 28 Aug	Wednesday 29 Aug	Thursday 30 Aug	Friday 31 Aug	Saturday 01 Sep	Sunday 02 Sep
Nominal acquisition	Nominal acquisition	Nominal acquisition	Nominal acquisition	Nominal acquisition	Nominal acquisition	Nominal acquisition
IOS00786 717 images	IOS00786 632 images	IOS00786 691 images	IOS00786 536 images	IOS00786 693 images	IOS00787 664 images	IOS00787 641 images

Special operations for SWAP, this week:

- None

SWAP detector temperature

The SWAP Cold Finger Temperature globally varied between -1.29 and -0.33 °C.

4. PROBA2 Science Center Status

The main operator is Laurence Wauters.

The following changes were made to the P2SC:

- None.

5. Data reception & discussions with MOC

Passes

The delivery of the passes for this week (passes 28433 to 28497) was nominal, except for:

- None.

Data coverage HK

All HK data files (LYRA_AD) have been received, except:

- None.

Data coverage SWAP

All SWAP Science data files (BINSWAP) have been received, except:

- None.

Total number of images between 2018 Aug 27 0UT and 2018 Sep 03 0UT: 4618

Highest cadence in this period: 110 seconds

Average cadence in this period: 130.97 seconds

Number of image gaps larger than 300 seconds: 151

Largest data gap: 11.00 minutes

Data coverage LYRA

All LYRA Science data files (BINLYRA) have been received, except:

- None

6. APPENDIX: Frequently used acronyms

ADPMS	Advanced Data and Power Management System
AOCS	Attitude and Orbit Control System
APS	Active Pixel image Sensor
ASIC	Application Specific Integrated Circuit
BBE	Base Band Equipment
CME	Coronal Mass Ejection
COGEX	Cool Gas Generator Experiment
CRC	Cyclic Redundancy Check
DAC	Data Acquisition Controller
DBR	Deployment, backup & recovery
DDA	Decommutated data archive
ESP	Experimental Solar Panel
FITS	Flexible Image Transport System
FOV	Field Of View FPA Focal Plane Assembly
FPGA	Field Programmable Gate Arrays
GPS	Global Positioning System
HK	Housekeeping
IOS	Instrument Operations Sheet
LED	Light Emitting Diode
LYRA	LYman alpha RAdiometer
LYTMR	LYRA Telemetry Reformatter (software module of P2SC)
LYEDG	LYRA Engineering Data Generator (software module of P2SC)
MCPM	Mass Memory, Compression and Packetisation Module
MOC	Mission Operation Center
NDR	Non Destructive Readout
OBSW	On board Software
PI	Principal Investigator
P2SC	PROBA2 Science Center
ROB	Royal Observatory of Belgium
SAA	South Atlantic Anomaly
SEU	Single Event Upset
SoFAST	Solar Feature Automated Search Tool
SWAP	Sun Watcher using APS detector and image Processing
SWAVINT	SWAP AVerage INTensity
SWBSDG	SWAP Base Science Data Generator
SWEDG	SWAP Engineering Data Generator (software module of P2SC)
SWTMR	SWAP Telemetry Reformatter (software module of P2SC)
TBC	To Be Confirmed
TBD	To Be Defined
TC	Telecommand
UTC	Coordinated Universal Time
UV	Ultraviolet
VFC	Voltage to Frequency Converter

7. APPENDIX Solar Activity Definitions

In the science section we use the following solar activity standards.

The standard scale for solar activity is:

- very low (almost no flares, only B)
- low (a few C flares)
- moderate (many C flares and at least an M flare)
- high (several M flares and an X flare)
- very high (continuous background of C flares, numerous M flares, more than one X flare)