


P2SC-ROB-WR-438 - 20180813 Weekly report #438	P2SC Weekly report	
Period covered: Date: Written by: Approved by:	Mon Aug 13 to Sun Aug 19, 2018 20 Aug 2018 Jennifer O'Hara Matthew West	Royal Observatory of Belgium - PROBA2 Science Center
To:	LYRA PI, marie.dominique@sidc.be SWAP PI, david.berghmans@sidc.be	http://proba2.sidc.be ++ 32 (0) 2 3730559
cc:	ROB DIR, ronald@oma.be ESA Redu, Etienne.Tilmans@esa.int ESA D/SRE, Joe.Zender@esa.int ESA D/TEC, Juha-Pekka.Luntama@esa.int	

1. Science

Solar & Space weather events


The level of solar activity¹ remained **very low** this week.

Only M- and X-flares are mentioned, the most energetic one(s) per day are presented in **bold**:

	Monday 13 Aug	Tuesday 14 Aug	Wednesday 15 Aug	Thursday 16 Aug	Friday 17 Aug	Saturday 18 Aug	Sunday 19 Aug
Activity	very low	very low	very low	very low	very low	very low	very low
Flares	-	-	-	-	-	-	-

¹ See appendix. All timings are given in UT.


The SWAP images of Aug 13 and Aug 19 are shown below, with annotated active regions.



<http://sidc.be/soteria/soteria.php>

Catania sunspot groups
No observation

NOAA AR/sunspot
NOAA Halpha plage
NOAA expected region
2018-08-19 00:30:00



PROBA2/SWAP 17.4nm
2018-08-19T10:40:28.310

Solar Activity

Solar flare activity remained very low during the week.

In order to view the activity of this week in more detail, we suggest to go to the following website from which all the daily (normal and difference) movies can be accessed: <http://proba2.oma.be/ssa>


This page also lists the recorded flaring events.

A weekly overview movie can be found [here](#) (SWAP week 438).

Details about some of this week's events, can be found further below.

If any of the linked movies are unavailable they can be found in the P2SC movie repository [here](#)

Sunday Aug 19



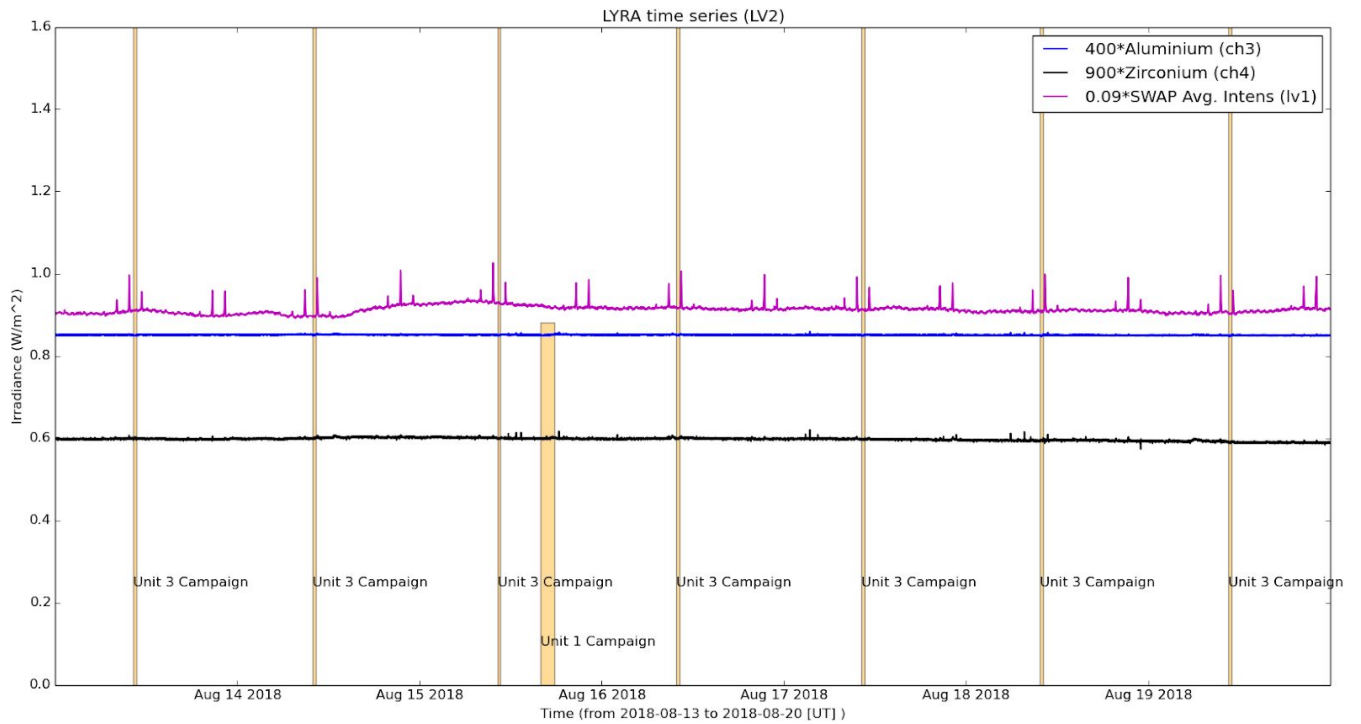
An eruption and dimming were observed by SWAP in the south west quadrant of the solar disk on 2018-Aug-19, as shown in the SWAP image above taken at 05:50 UT.

Find a movie of the event [here](#) (SWAP movie) and [here](#) (SWAP difference movie)

An overview of the weekly LYRA & SWAP data is provided below:

The following curves are visible:

- black: Zirconium Channel LYRA Unit 2
- blue: Aluminium Channel of LYRA Unit 2
- purple: SWAVINT (SWAP Average Intensity; integrated solar intensity per SWAP image pixel)



The blue shaded periods related to SWAP, correspond to, from left to right:

- None

The orange shaded periods related to LYRA correspond to, from left to right:

- Daily Unit 3 campaign, 2018-Aug-13
- Daily Unit 3 campaign, 2018-Aug-14
- Daily Unit 3 campaign, 2018-Aug-15
- Monthly Unit 1 campaign, 2018-Aug-15
- Daily Unit 3 campaign, 2018-Aug-16
- Daily Unit 3 campaign, 2018-Aug-17
- Daily Unit 3 campaign, 2018-Aug-18
- Daily Unit 3 campaign, 2018-Aug-19

The red shaded periods related to other issues corresponds to:

- None

Outreach, papers, presentations, etc.

Please consult <http://proba2.oma.be/science/publications> for a list of interesting articles using SWAP & LYRA data, as well as a link to the complete article list.

The science section of this weekly report is also published in the weekly STCE newsletter (<http://www.stce.be/newsletter/newsletter.php>).

Guest Investigator Program

- Samantha Wallace is a PhD student who is visiting the P2SC for the first time between the 16th and the 30th of August and is working on her project “Identifying pseudostreamers with PROBA2 SWAP: A comparative study of observed and model-derived fundamental properties of pseudostreamers”
- Alexandros Koukras continued his visit to the P2SC working on his project entitled “A unique opportunity of observing and modeling a CME event from the low to the outer corona”.

2. LYRA instrument status

Calibration

No calibration campaign this week

IOS & operations

Monday 13 Aug	Tuesday 14 Aug	Wednesday 15 Aug	Thursday 16 Aug	Friday 17 Aug	Saturday 18 Aug	Sunday 19 Aug
Nominal acquisition + daily U3	Nominal acquisition + daily U3	Nominal acquisition + daily U3 + monthly U1	Nominal acquisition + daily U3	Nominal acquisition + daily U3	Nominal acquisition + daily U3	Nominal acquisition + daily U3
LYIOS00718	LYIOS00718	LYIOS00718	LYIOS00718	LYIOS00718	LYIOS00719	LYIOS00719

The following science campaigns were performed by LYRA:

- daily U3 observations campaign

LYRA detector temperature

LYRA detector 2 temperature globally varied between 48.09 and 50.13 °C.

3. SWAP instrument status

Calibration

No calibration campaign this week.

MCPM errors

The number of MCPM recoverable errors increased from 1366 to 1542.

The number of MCPM unrecoverable errors remained at 0.

IOS & operations

Monday 13 Aug	Tuesday 14 Aug	Wednesday 15 Aug	Thursday 16 Aug	Friday 17 Aug	Saturday 18 Aug	Sunday 19 Aug
Nominal acquisition	Nominal acquisition + calibration	Nominal acquisition	Nominal acquisition	Nominal acquisition	Nominal acquisition	Nominal acquisition
IOS00785 652 images	IOS00785 700 images	IOS00785 649 images	IOS00785 693 images	IOS007865 702 images	IOS00786 696 images	IOS00786 658 images

Special operations for SWAP this week:

- None

SWAP detector temperature

The SWAP Cold Finger Temperature globally varied between -1.53 and -0.33 °C.

4. PROBA2 Science Center Status

The main operator is Jennifer O'Hara.

The following changes were made to the P2SC:

- None.

5. Data reception & discussions with MOC

Passes

The delivery of the passes for this week (passes 28304 to 28369) was nominal, except for:

- None.

Data coverage HK

All HK data files (LYRA_AD) have been received, except:

- None.

Data coverage SWAP

All SWAP Science data files (BINSWAP) have been received, except:

- None.

Total number of images between 2018 Aug 13 00:00 UT and 2018 Aug 20 00:00 UT: 4848

Highest cadence in this period: 110 seconds

Average cadence in this period: 124.73 seconds

Number of image gaps larger than 300 seconds: 114

Largest data gap: 11.00 minutes

Data coverage LYRA

All LYRA Science data files (BINLYRA) have been received, except:

- None

6. APPENDIX: Frequently used acronyms

ADPMS	Advanced Data and Power Management System
AOCS	Attitude and Orbit Control System
APS	Active Pixel image Sensor
ASIC	Application Specific Integrated Circuit
BBE	Base Band Equipment
CME	Coronal Mass Ejection
COGEX	Cool Gas Generator Experiment
CRC	Cyclic Redundancy Check
DAC	Data Acquisition Controller
DBR	Deployment, backup & recovery
DDA	Decommutated data archive
ESP	Experimental Solar Panel
FITS	Flexible Image Transport System
FOV	Field Of View FPA Focal Plane Assembly
FPGA	Field Programmable Gate Arrays
GPS	Global Positioning System
HK	Housekeeping
IOS	Instrument Operations Sheet
LED	Light Emitting Diode
LYRA	LYman alpha RAdiometer
LYTMR	LYRA Telemetry Reformatter (software module of P2SC)
LYEDG	LYRA Engineering Data Generator (software module of P2SC)
MCPM	Mass Memory, Compression and Packetisation Module
MOC	Mission Operation Center
NDR	Non Destructive Readout
OBSW	On board Software
PI	Principal Investigator
P2SC	PROBA2 Science Center
ROB	Royal Observatory of Belgium
SAA	South Atlantic Anomaly
SEU	Single Event Upset
SoFAST	Solar Feature Automated Search Tool
SWAP	Sun Watcher using APS detector and image Processing
SWAVINT	SWAP AVerage INTensity
SWBSDG	SWAP Base Science Data Generator
SWEDG	SWAP Engineering Data Generator (software module of P2SC)
SWTMR	SWAP Telemetry Reformatter (software module of P2SC)
TBC	To Be Confirmed
TBD	To Be Defined
TC	Telecommand
UTC	Coordinated Universal Time
UV	Ultraviolet
VFC	Voltage to Frequency Converter

7. APPENDIX Solar Activity Definitions

In the science section we use the following solar activity standards.

The standard scale for solar activity is:

- very low (almost no flares, only B)
- low (a few C flares)
- moderate (many C flares and at least an M flare)
- high (several M flares and an X flare)
- very high (continuous background of C flares, numerous M flares, more than one X flare)