


P2SC-ROB-WR-404 -20171218 Weekly report #404	P2SC Weekly report	
Period covered: Date: Written by: Approved by:	Mon Dec 18 to Sun Dec 24, 2017 03 Jan 2018 Jennifer O'Hara Matthew West	Royal Observatory of Belgium - PROBA2 Science Center
To:	LYRA PI, marie.dominique@sidc.be SWAP PI, david.berghmans@sidc.be	http://proba2.sidc.be ++ 32 (0) 2 3730559
cc:	ROB DIR, ronald@oma.be ESA Redu, Etienne.Tilmans@esa.int ESA D/SRE, Joe.Zender@esa.int ESA D/TEC, Juha-Pekka.Luntama@esa.int	

1. Science

Solar & Space weather events


The level of solar activity¹ remained **very low** this week.

Only M- and X-flares are mentioned, the most energetic one(s) per day are presented in **bold**:

	Monday 18 Dec	Tuesday 19 Dec	Wednesday 20 Dec	Thursday 21 Dec	Friday 22 Dec	Saturday 23 Dec	Sunday 24 Dec
Activity	very low	very low	very low	very low	very low	very low	very low
Flares	-	-	-	-	-	-	-

¹ See appendix. All timings are given in UT.

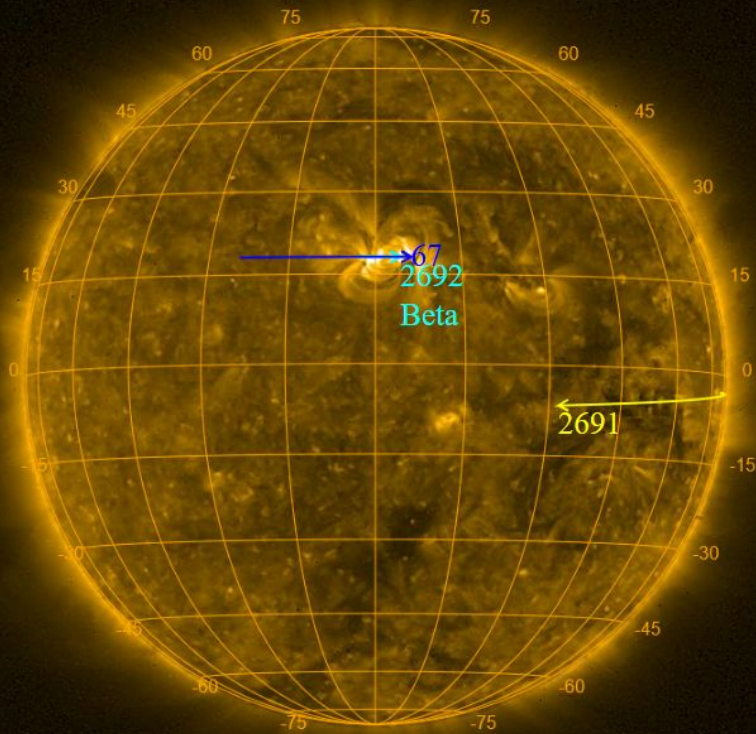
The SWAP images of Dec 18 and Dec 24 are shown below, with annotated active regions.



<http://sidc.be/soteria/soteria.php>

Catania sunspot groups
2017-12-22 10:06:00

NOAA AR/sunspot
NOAA Halpha plage
NOAA expected region
2017-12-24 00:30:00



PROBA2/SWAP 17.4nm
2017-12-24T12:44:53.619

Solar Activity

Solar flare activity remained very low during the week.

In order to view the activity of this week in more detail, we suggest to go to the following website from which all the daily (normal and difference) movies can be accessed: <http://proba2.oma.be/ssa>


This page also lists the recorded flaring events.

A weekly overview movie can be found [here](#) (SWAP week 404).

Details about some of this week's events, can be found further below.

If any of the linked movies are unavailable they can be found in the P2SC movie repository [here](#)

Friday Dec 22



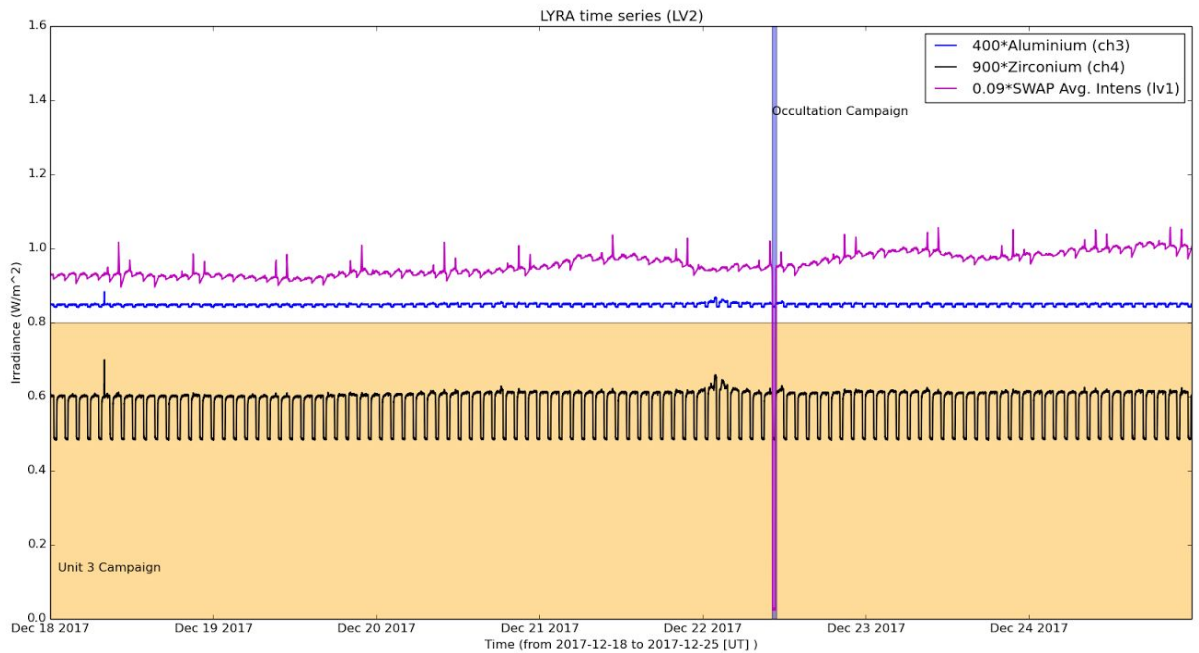
The largest flare of the week was a B-class (B7.2) flare associated with NOAA AR 2692 and was observed by SWAP on 2017-Dec-22. The flare is visible in the north-eastern quadrant of the solar disk in the SWAP image above at 01:52 UT.

Find a movie of the event [here](#) (SWAP movie)

An overview of the weekly LYRA & SWAP data is provided below:

The following curves are visible:

- black: Zirconium Channel LYRA Unit 2
- blue: Aluminium Channel of LYRA Unit 2
- purple: SWAVINT (SWAP Average Intensity; integrated solar intensity per SWAP image pixel)



The blue shaded periods related to SWAP, correspond to, from left to right:

- Occultation campaign, 2017-Dec-22

The orange shaded periods related to LYRA correspond to, from left to right:

- Unit 3 campaign, from 2017-Dec-18 to 2017-Dec-24

The red shaded periods related to other issues corresponds to:

- None

Outreach, papers, presentations, etc.

Please consult <http://proba2.oma.be/science/publications> for a list of interesting articles using SWAP & LYRA data, as well as a link to the complete article list.

The science section of this weekly report is also published in the weekly STCE newsletter (<http://www.stce.be/newsletter/newsletter.php>).

Guest Investigator Program

- None

2. LYRA instrument status

Calibration

No Calibration campaign this week.

IOS & operations

Monday 18 Dec	Tuesday 19 Dec	Wednesday 20 Dec	Thursday 21 Dec	Friday 22 Dec	Saturday 23 Dec	Sunday 24 Dec
Nominal acquisition + U3 LYIOS00664	Nominal acquisition + U3 LYIOS00664	Nominal acquisition + U3 LYIOS00664	Nominal acquisition + U3 LYIOS00664	Nominal acquisition + U3 LYIOS00664 LYIOS00665 LYIOS00666	Nominal acquisition + U3 LYIOS00666	Nominal acquisition + U3 LYIOS00666

The following science campaigns were performed by LYRA:

- Continual Unit 3 observation campaign

LYRA detector temperature

LYRA detector 2 temperature globally varied between 41.43 and 44.68 °C.

3. SWAP instrument status

Calibration

No calibration campaign this week.

MCPM errors

The number of MCPM recoverable errors increased from 149 to 315.

The number of MCPM unrecoverable errors remained at 0.

IOS & operations

Monday 18 Dec	Tuesday 19 Dec	Wednesday 20 Dec	Thursday 21 Dec	Friday 22 Dec	Saturday 23 Dec	Sunday 24 Dec
Nominal acquisition	Nominal acquisition	Nominal acquisition	Nominal acquisition	Nominal acquisition + occultation	Nominal acquisition	Nominal acquisition
IOS00742 706 images	IOS00742 800 images	IOS00743 777 images	IOS00743 817 images	IOS00743 760 images	IOS00744 IOS00745 798 images	IOS00745 682 images

Special operations for SWAP, this week:

- Parallel occultation campaign with LYRA, 2017-Dec-22

SWAP detector temperature

The SWAP Cold Finger Temperature globally varied between -5.05 and -2.49 °C.

4. PROBA2 Science Center Status

The main operator is Laurence Wauters.

The following changes were made to the P2SC:

- None.

5. Data reception & discussions with MOC

Passes

The delivery of the passes for this week (passes 26071 to 26081) was nominal, except for:

- None.

Data coverage HK

All HK data files (LYRA_AD) have been received, except:

- None.

Data coverage SWAP

All SWAP Science data files (BINSWAP) have been received, except:

- None.

Total number of images between 2017 Dec 18 00:00 UT and 2017 Dec 25 00:00 UT: 5345

Highest cadence in this period: 29 seconds

Average cadence in this period: 113.16 seconds

Number of image gaps larger than 300 seconds: 109

Largest data gap: 34.15 minutes

Data coverage LYRA

All LYRA Science data files (BINLYRA) have been received, except:

- None

6. APPENDIX: Frequently used acronyms

ADPMS	Advanced Data and Power Management System
AOCS	Attitude and Orbit Control System
APS	Active Pixel image Sensor
ASIC	Application Specific Integrated Circuit
BBE	Base Band Equipment
CME	Coronal Mass Ejection
COGEX	Cool Gas Generator Experiment
CRC	Cyclic Redundancy Check
DAC	Data Acquisition Controller
DBR	Deployment, backup & recovery
DDA	Decommutated data archive
ESP	Experimental Solar Panel
FITS	Flexible Image Transport System
FOV	Field Of View FPA Focal Plane Assembly
FPGA	Field Programmable Gate Arrays
GPS	Global Positioning System
HK	Housekeeping
IOS	Instrument Operations Sheet
LED	Light Emitting Diode
LYRA	LYman alpha RAdiometer
LYTMR	LYRA Telemetry Reformatter (software module of P2SC)
LYEDG	LYRA Engineering Data Generator (software module of P2SC)
MCPM	Mass Memory, Compression and Packetisation Module
MOC	Mission Operation Center
NDR	Non Destructive Readout
OBSW	On board Software
PI	Principal Investigator
P2SC	PROBA2 Science Center
ROB	Royal Observatory of Belgium
SAA	South Atlantic Anomaly
SEU	Single Event Upset
SoFAST	Solar Feature Automated Search Tool
SWAP	Sun Watcher using APS detector and image Processing
SWAVINT	SWAP AVerage INTensity
SWBSDG	SWAP Base Science Data Generator
SWEDG	SWAP Engineering Data Generator (software module of P2SC)
SWTMR	SWAP Telemetry Reformatter (software module of P2SC)
TBC	To Be Confirmed
TBD	To Be Defined
TC	Telecommand
UTC	Coordinated Universal Time
UV	Ultraviolet
VFC	Voltage to Frequency Converter

7. APPENDIX Solar Activity Definitions

In the science section we use the following solar activity standards.

The standard scale for solar activity is:

- very low (almost no flares, only B)
- low (a few C flares)
- moderate (many C flares and at least an M flare)
- high (several M flares and an X flare)
- very high (continuous background of C flares, numerous M flares, more than one X flare)