


P2SC-ROB-WR-382 - 20170717 Weekly report #382	<b>P2SC Weekly report</b>	
Period covered: Date:  Written by: Approved by:	Mon Jul 17 to Sun Jul 23, 2017 26 Jul 2017  Laurence Wauters Matthew West	Royal Observatory of Belgium - PROBA2 Science Center
To:	LYRA PI, marie.dominique@sidc.be SWAP PI, david.berghmans@sidc.be	<a href="http://proba2.sidc.be">http://proba2.sidc.be</a> ++ 32 (0) 2 3730559
cc:	ROB DIR, ronald@oma.be ESA Redu, Etienne.Tilmans@esa.int ESA D/SRE, Joe.Zender@esa.int ESA D/TEC, Juha-Pekka.Luntama@esa.int	

---

## 1. Science

### Solar & Space weather events

The level of solar activity<sup>1</sup> fluctuated between **very low and low** this week.

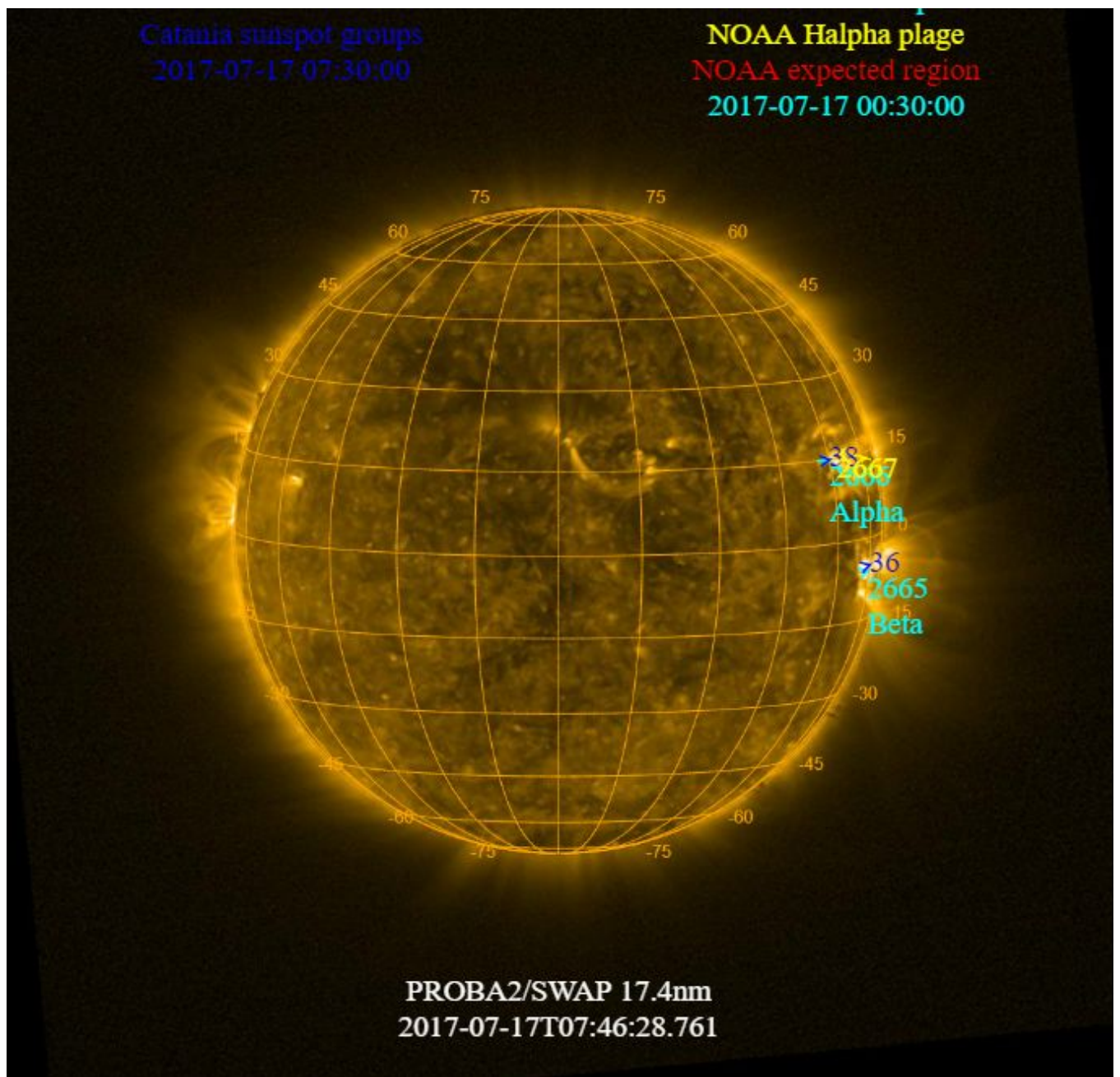
Only M- and X-flares are mentioned, the most energetic one(s) per day are presented in **bold**:

	Monday 17 Jul	Tuesday 18 Jul	Wednesday 19 Jul	Thursday 20 Jul	Friday 21 Jul	Saturday 22 Jul	Sunday 23 Jul
Activity	low	low	very low	very low	very low	very low	very low
Flares	-	-	-	-	-	-	-

---

<sup>1</sup> See appendix. All timings are given in UT.


The SWAP images of Jul 17 and Jul 23 are shown below, with annotated active regions.



<http://sidc.be/soteria/soteria.php>

Catania sunspot groups  
No observation

NOAA AR/sunspot  
NOAA Halpha plage  
NOAA expected region  
No observation



PROBA2/SWAP 17.4nm  
2017-07-23T07:48:57.595

## **Solar Activity**

Solar flare activity fluctuated between very low and low during the week.

In order to view the activity of this week in more detail, we suggest to go to the following website from which all the daily (normal and difference) movies can be accessed: <http://proba2.oma.be/ssa>


This page also lists the recorded flaring events.

A weekly overview movie can be found [here](#) (SWAP week 382).

Details about some of this week's events, can be found further below.

If any of the linked movies are unavailable they can be found in the P2SC movie repository [here](#)


Monday Jul 17



**A long duration C1.2 flare was observed on 2017-Jul-17, starting at 17:09 UT and ending at 20:50 UT produced by the NOAA active region 2665, and is visible on the west limb of the Sun in the SWAP image above. It was associated small width CME.**

Find a movie of the events [here](#) (SWAP movie)

Tuesday Jul 18



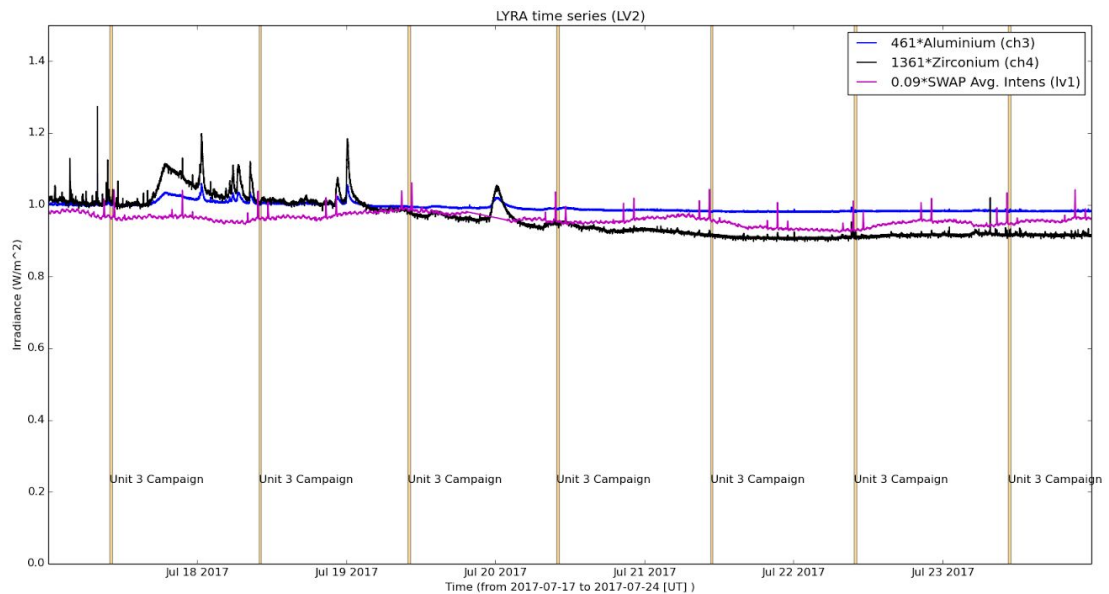
**A C2.0 class flare was produced by AR 2668, peaking at 00:40 UT on 2017-Jul-18, which was visible on the west limb of the Sun. This can be seen in the of the SWAP image above.**

Find a movie of the events [here](#) (SWAP movie)

An overview of the weekly LYRA & SWAP data is provided below:

The following curves are visible:

- black: Zirconium Channel LYRA Unit 2
- blue: Aluminium Channel of LYRA Unit 2
- purple: SWAVINT (SWAP Average Intensity; integrated solar intensity per SWAP image pixel )



The blue shaded periods related to SWAP, correspond to, from left to right:

- None

The orange shaded periods related to LYRA correspond to, from left to right:

- Daily unit 3 campaign, 2017-Jul-17
- Daily unit 3 campaign, 2017-Jul-18
- Daily unit 3 campaign, 2017-Jul-19
- Daily unit 3 campaign, 2017-Jul-20
- Daily unit 3 campaign, 2017-Jul-21
- Daily unit 3 campaign, 2017-Jul-22
- Daily unit 3 campaign, 2017-Jul-23

The red shaded periods related to other issues corresponds to:

- None

## **Outreach, papers, presentations, etc.**

Please consult <http://proba2.oma.be/science/publications> for a list of interesting articles using SWAP & LYRA data, as well as a link to the complete article list.

The science section of this weekly report is also published in the weekly STCE newsletter (<http://www.stce.be/newsletter/newsletter.php>).

PROBA2 observations were presented in two presentations at the IAU meeting in Exeter by Matthew West - Further Exploration Of Post-Flare Giant Arches; and from PROBA2 GI Sabrina Savage - The Coronal Spectrographic Imager In The EUV (COSIE)

GI announcement published at ESA pages

<http://sci.esa.int/proba2/59329-eighth-call-for-proba2-guest-investigator-program/>

<http://sci.esa.int/proba2/>

<http://sci.esa.int/>

<http://sci.esa.int/solar-system/>

Matthew J West presented “Further Exploration Of Post-Flare Giant Arches” at the IAU conference on Space Weather in Exeter, UK on 18-Jul-2017. This presentation heavily discussed PROBA2.

Sabrina Savage presented “The Coronal Spectrographic Imager In The EUV (COSIE)” at the IAU conference on Space Weather in Exeter, UK on 21-Jul-2017. This presentation heavily discussed PROBA2.

## **Guest Investigator Program**

- None



## 2. LYRA instrument status

### Calibration

None

### IOS & operations

Monday 17 Jul	Tuesday 18 Jul	Wednesday 19 Jul	Thursday 20 Jul	Friday 21 Jul	Saturday 22 Jul	Sunday 23 Jul
Nominal acquisition + daily U3	Nominal acquisition + daily U3	Nominal acquisition + daily U3	Nominal acquisition + daily U3	Nominal acquisition + daily U3	Nominal acquisition + daily U3	Nominal acquisition + daily U3
LYIOS00629	LYIOS00629	LYIOS00629	LYIOS00629	LYIOS00630	LYIOS00630	LYIOS00630

The following science campaigns were performed by LYRA:

- daily U3 observations campaign

### LYRA detector temperature

LYRA detector 2 temperature globally varied between 47.35 and 48.38 °C.

### 3. SWAP instrument status

#### Calibration

None

#### MCPM errors

The number of MCPM recoverable errors increased from 10759 and 10914.

The number of MCPM unrecoverable errors remained at 0.

#### IOS & operations

Monday 17 Jul	Tuesday 18 Jul	Wednesday 19 Jul	Thursday 20 Jul	Friday 21 Jul	Saturday 22 Jul	Sunday 23 Jul
Nominal acquisition	Nominal acquisition	Nominal acquisition	Nominal acquisition	Nominal acquisition	Nominal acquisition	Nominal acquisition
IOS00710 693 images	IOS00710 703 images	IOS00710 686images	IOS00710 755 images	IOS00711 739 images	IOS00711 673 images	IOS00711 690 images

Special operations for SWAP, this week:

- None

#### SWAP detector temperature

The SWAP Cold Finger Temperature globally varied between -1.61 and -0.33 °C.

#### **4. PROBA2 Science Center Status**

The main operator is Laurence Wauters.

The following changes were made to the P2SC:

- None.

## 5. Data reception & discussions with MOC

### Passes

The delivery of the passes for this week (passes 24623 to 24688) was nominal, except for:

- None.

### Data coverage HK

All HK data files (LYRA\_AD) have been received, except:

- None.

### Data coverage SWAP

All SWAP Science data files (BINSWAP) have been received, except:

- None.

Total number of images between 2017 Jul 17 00:00 UT and 2017 Jul 24 00:00 UT: 4992

Highest cadence in this period: 110 seconds

Average cadence in this period: 121.15 seconds

Number of image gaps larger than 300 seconds: 84

Largest data gap: 5.50 minutes

### Data coverage LYRA

All LYRA Science data files (BINLYRA) have been received, except:

- None

## 6. APPENDIX: Frequently used acronyms

ADPMS	Advanced Data and Power Management System
AOCS	Attitude and Orbit Control System
APS	Active Pixel image Sensor
ASIC	Application Specific Integrated Circuit
BBE	Base Band Equipment
CME	Coronal Mass Ejection
COGEX	Cool Gas Generator Experiment
CRC	Cyclic Redundancy Check
DAC	Data Acquisition Controller
DBR	Deployment, backup & recovery
DDA	Decommutated data archive
ESP	Experimental Solar Panel
FITS	Flexible Image Transport System
FOV	Field Of View FPA Focal Plane Assembly
FPGA	Field Programmable Gate Arrays
GPS	Global Positioning System
HK	Housekeeping
IOS	Instrument Operations Sheet
LED	Light Emitting Diode
LYRA	LYman alpha RAdiometer
LYTMR	LYRA Telemetry Reformatter (software module of P2SC)
LYEDG	LYRA Engineering Data Generator (software module of P2SC)
MCPM	Mass Memory, Compression and Packetisation Module
MOC	Mission Operation Center
NDR	Non Destructive Readout
OBSW	On board Software
PI	Principal Investigator
P2SC	PROBA2 Science Center
ROB	Royal Observatory of Belgium
SAA	South Atlantic Anomaly
SEU	Single Event Upset
SoFAST	Solar Feature Automated Search Tool
SWAP	Sun Watcher using APS detector and image Processing
SWAVINT	SWAP AVerage INTensity
SWBSDG	SWAP Base Science Data Generator
SWEDG	SWAP Engineering Data Generator (software module of P2SC)
SWTMR	SWAP Telemetry Reformatter (software module of P2SC)
TBC	To Be Confirmed
TBD	To Be Defined
TC	Telecommand
UTC	Coordinated Universal Time
UV	Ultraviolet
VFC	Voltage to Frequency Converter

## **7. APPENDIX Solar Activity Definitions**

In the science section we use the following solar activity standards.

The standard scale for solar activity is:

- very low (almost no flares, only B)
- low (a few C flares)
- moderate (many C flares and at least an M flare)
- high (several M flares and an X flare)
- very high (continuous background of C flares, numerous M flares, more than one X flare)