


P2SC-ROB-WR-371 - 20170501 Weekly report #371	P2SC Weekly report	
Period covered: Date: Written by: Approved by:	Mon May 01 to Sun May 07, 2017 8 May 2017 Jennifer O'Hara Matthew West	Royal Observatory of Belgium - PROBA2 Science Center
To:	LYRA PI, marie.dominique@sidc.be SWAP PI, david.berghmans@sidc.be	http://proba2.sidc.be ++ 32 (0) 2 3730559
cc:	ROB DIR, ronald@oma.be ESA Redu, Etienne.Tilmans@esa.int ESA D/SRE, Joe.Zender@esa.int ESA D/TEC, Juha-Pekka.Luntama@esa.int	

1. Science

Solar & Space weather events


The level of solar activity¹ remained **very low** this week.

Only M- and X-flares are mentioned, the most energetic one(s) per day are presented in **bold**:

	Monday 01 May	Tuesday 02 May	Wednesday 03 May	Thursday 04 May	Friday 05 May	Saturday 06 May	Sunday 07 May
Activity	very low	very low	very low	very low	very low	very low	very low
Flares	-	-	-	-	-	-	-

¹ See appendix. All timings are given in UT.


The SWAP images of May 01 and May 07 are shown below, with annotated active regions.



<http://sidc.be/soteria/soteria.php>

Catania sunspot groups
2017-05-05 07:18:00

NOAA AR/sunspot
NOAA Halpha plage
NOAA expected region
2017-05-07 00:30:00



PROBA2/SWAP 17.4nm
2017-05-07T13:46:58.077

Solar Activity

Solar flare activity remained very low during the week.

In order to view the activity of this week in more detail, we suggest to go to the following website from which all the daily (normal and difference) movies can be accessed: <http://proba2.oma.be/ssa>


This page also lists the recorded flaring events.

A weekly overview movie can be found [here](#) (SWAP week 371).

Details about some of this week's events, can be found further below.

If any of the linked movies are unavailable they can be found in the P2SC movie repository [here](#)

Friday May 05



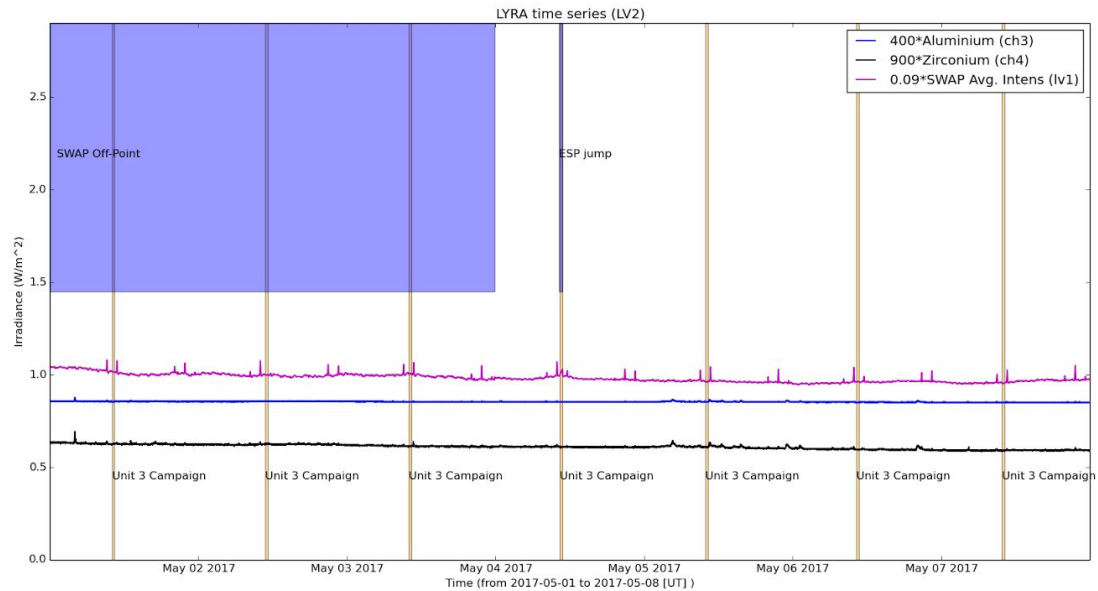
A CME from active region NOAA 2655 occurred on 05-May-2017 in the north east quadrant of the Sun. The region also produced multiple B-flares, the largest of which (B4.7) is shown here at 4:38 UT.

Find a movie of the event [here](#) (SWAP movie)

An overview of the weekly LYRA & SWAP data is provided below:

The following curves are visible:

- black: Zirconium Channel LYRA Unit 2
- blue: Aluminium Channel of LYRA Unit 2
- purple: SWAVINT (SWAP Average Intensity; integrated solar intensity per SWAP image pixel)



The blue shaded periods correspond to, from left to right:

- SWAP Off point from 01-May-2017, 00:00 UT to 03-May-2017, 23:50 UT
- ESP jump, 04-May-2017

The orange shaded periods correspond to, from left to right:

- Daily Unit 3 Campaign, 01-May-2017
- Daily Unit 3 Campaign, 02-May-2017
- Daily Unit 3 Campaign, 03-May-2017
- Daily Unit 3 Campaign, 04-May-2017
- Daily Unit 3 Campaign, 05-May-2017
- Daily Unit 3 Campaign, 06-May-2017
- Daily Unit 3 Campaign, 07-May-2017

The red shaded period corresponds to:

- None

Outreach, papers, presentations, etc.

Please consult <http://proba2.oma.be/science/publications> for a list of interesting articles using SWAP & LYRA data, as well as a link to the complete article list.

The science section of this weekly report is also published in the weekly STCE newsletter (<http://www.stce.be/newsletter/newsletter.php>).

Guest Investigator Program

- None

2. LYRA instrument status

Calibration

No calibration.

IOS & operations

Monday 01 May	Tuesday 02 May	Wednesday 03 May	Thursday 04 May	Friday 05 May	Saturday 06 May	Sunday 07 May
Nominal acquisition + daily U3	Nominal acquisition + daily U3	Nominal acquisition + daily U3	Nominal acquisition + daily U3	Nominal acquisition + daily U3	Nominal acquisition + daily U3	Nominal acquisition + daily U3
LYIOS00617	LYIOS00617	LYIOS00618	LYIOS00618	LYIOS00618	LYIOS00618	LYIOS00618

The following science campaigns were performed by LYRA:

- daily U3 observations campaign

LYRA detector temperature

LYRA detector 2 temperature globally varied between 48.51 and 49.14 °C.

3. SWAP instrument status

Calibration

No calibration campaign.

MCPM errors

The number of MCPM recoverable errors increased from 8917 to 9096.

The number of MCPM unrecoverable errors remained at 0.

IOS & operations

Monday 01 May	Tuesday 02 May	Wednesday 03 May	Thursday 04 May	Friday 05 May	Saturday 06 May	Sunday 07 May
Nominal acquisition + off point	Nominal acquisition + off point	Nominal acquisition + off point	Nominal acquisition + ESP jump	Nominal acquisition	Nominal acquisition	Nominal acquisition
IOS00702 679 images	IOS00702 572 images	IOS00702 695 images	IOS00703 574 images	IOS00703 699 images	IOS00703 607 images	IOS00703 685 images

Special operations for SWAP, this week:

On 01-May-2017 until 03-May-2017

- Off point to the solar west.

On 04-May-2017

- ESP Jump.

SWAP detector temperature

The SWAP Cold Finger Temperature globally varied between -0.97 and -0.09 °C.

4. PROBA2 Science Center Status

The main operator is Laurence Wauters.

The following changes were made to the P2SC:

- None.

5. Data reception & discussions with MOC

Passes

The delivery of the passes for this week (passes 23905 to 23968) was nominal, except for:

- None.

Data coverage HK

All HK data files (LYRA_AD) have been received, except:

- None.

Data coverage SWAP

All SWAP Science data files (BINSWAP) have been received, except:

- None.

Total number of images between 2017 May 01 0UT and 2017 May 08 0UT: 4597

Highest cadence in this period: 110 seconds

Average cadence in this period: 131.57 seconds

Number of image gaps larger than 300 seconds: 171

Largest data gap: 33.67 minutes

Data coverage LYRA

All LYRA Science data files (BINLYRA) have been received, except:

- None

6. APPENDIX: Frequently used acronyms

ADPMS	Advanced Data and Power Management System
AOCS	Attitude and Orbit Control System
APS	Active Pixel image Sensor
ASIC	Application Specific Integrated Circuit
BBE	Base Band Equipment
CME	Coronal Mass Ejection
COGEX	Cool Gas Generator Experiment
CRC	Cyclic Redundancy Check
DAC	Data Acquisition Controller
DBR	Deployment, backup & recovery
DDA	Decommutated data archive
ESP	Experimental Solar Panel
FITS	Flexible Image Transport System
FOV	Field Of View FPA Focal Plane Assembly
FPGA	Field Programmable Gate Arrays
GPS	Global Positioning System
HK	Housekeeping
IOS	Instrument Operations Sheet
LED	Light Emitting Diode
LYRA	LYman alpha RAdiometer
LYTMR	LYRA Telemetry Reformatter (software module of P2SC)
LYEDG	LYRA Engineering Data Generator (software module of P2SC)
MCPM	Mass Memory, Compression and Packetisation Module
MOC	Mission Operation Center
NDR	Non Destructive Readout
OBSW	On board Software
PI	Principal Investigator
P2SC	PROBA2 Science Center
ROB	Royal Observatory of Belgium
SAA	South Atlantic Anomaly
SEU	Single Event Upset
SoFAST	Solar Feature Automated Search Tool
SWAP	Sun Watcher using APS detector and image Processing
SWAVINT	SWAP AVerage INTensity
SWBSDG	SWAP Base Science Data Generator
SWEDG	SWAP Engineering Data Generator (software module of P2SC)
SWTMR	SWAP Telemetry Reformatter (software module of P2SC)
TBC	To Be Confirmed
TBD	To Be Defined
TC	Telecommand
UTC	Coordinated Universal Time
UV	Ultraviolet
VFC	Voltage to Frequency Converter

7. APPENDIX Solar Activity Definitions

In the science section we use the following solar activity standards.

The standard scale for solar activity is:

- very low (almost no flares, only B)
- low (a few C flares)
- moderate (many C flares and at least an M flare)
- high (several M flares and an X flare)
- very high (continuous background of C flares, numerous M flares, more than one X flare)