


P2SC-ROB-WR-360 - 20170213 Weekly report #360	P2SC Weekly report	
Period covered: Date: Written by: Approved by:	Mon Feb 13 to Sun Feb 19, 2017 20 Feb 2017 Jennifer O'Hara Matthew West	Royal Observatory of Belgium - PROBA2 Science Center
To:	LYRA PI, marie.dominique@sidc.be SWAP PI, david.berghmans@sidc.be	http://proba2.sidc.be ++ 32 (0) 2 3730559
cc:	ROB DIR, ronald@oma.be ESA Redu, Etienne.Tilmans@esa.int ESA D/SRE, Joe.Zender@esa.int ESA D/TEC, Juha-Pekka.Luntama@esa.int	

1. Science

Solar & Space weather events


The level of solar activity¹ remained **very low** this week.

Only M- and X-flares are mentioned, the most energetic one(s) per day are presented in **bold**:

	Monday 13 Feb	Tuesday 14 Feb	Wednesday 15 Feb	Thursday 16 Feb	Friday 17 Feb	Saturday 18 Feb	Sunday 19 Feb
Activity	very low	very low	very low	very low	very low	very low	very low
Flares	-	-	-	-	-	-	-

¹ See appendix. All timings are given in UT.


The SWAP images of Feb 13 and Feb 19 are shown below, with annotated active regions.



<http://sidc.be/soteria/soteria.php>

Catania sunspot groups
2017-02-17 08:30:00

NOAA AR/sunspot
NOAA Halpha plage
NOAA expected region
2017-02-19 00:30:00



PROBA2/SWAP 17.4nm
2017-02-19T07:18:43.795

Solar Activity

Solar flare activity was very low during the week.

In order to view the activity of this week in more detail, we suggest to go to the following website from which all the daily (normal and difference) movies can be accessed: <http://proba2.oma.be/ssa>


This page also lists the recorded flaring events.

A weekly overview movie can be found [here](#) (SWAP week 360).

Details about some of this week's events, can be found further below.

If any of the linked movies are unavailable they can be found in the P2SC movie repository [here](#)


Friday Feb 17



AR 2636 produced four B-Class flares over the week. This active region is visible above in the North-East part of the Sun flaring at 09:59 UT on 2017-Feb-17.

Find a movie of the event [here](#) (SWAP movie)

Sunday Feb 19



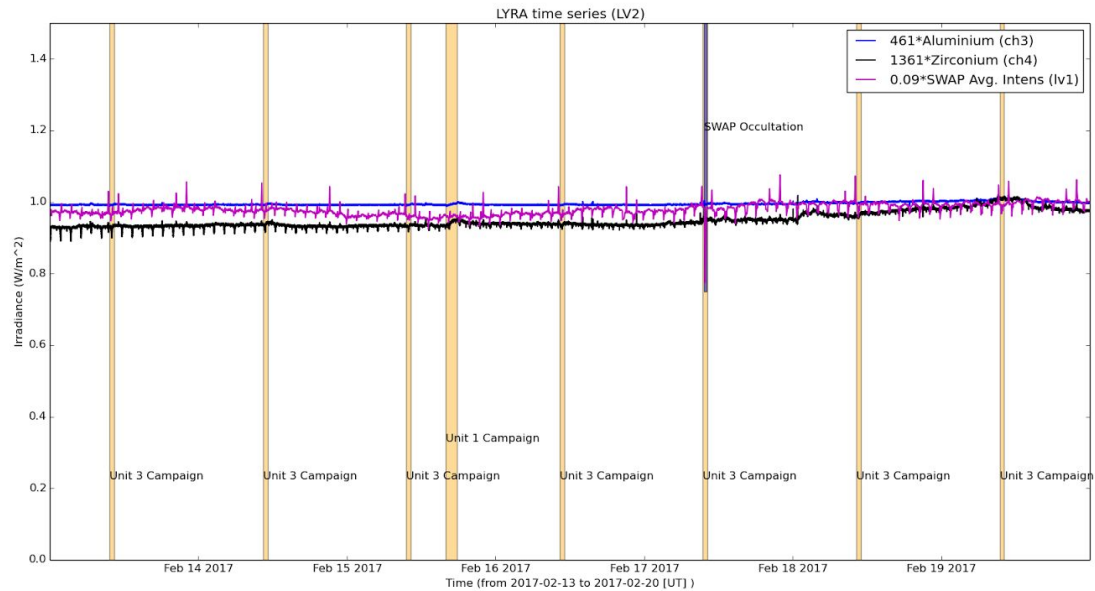
A filament eruption was observed by SWAP near the centre of the solar disk on 2017-Feb-19 at 05:49 UT.

Find a movie of the event [here](#) (SWAP movie)

An overview of the weekly LYRA & SWAP data is provided below:

The following curves are visible:

- black: Zirconium Channel LYRA Unit 2
- blue: Aluminium Channel of LYRA Unit 2
- purple: SWAVINT (SWAP Average Intensity; integrated solar intensity per SWAP image pixel)



The blue shaded periods correspond to, from left to right:

- SWAP and LYRA occultation campaign, 2017-Feb-17

The orange shaded periods correspond to, from left to right:

- Daily unit 3 campaign, 2017-Feb-13
- Daily unit 3 campaign, 2017-Feb-14
- Daily unit 3 campaign, 2017-Feb-15
- Monthly Unit 1 Campaign, 2017-Feb-15
- Daily unit 3 campaign, 2017-Feb-16
- Daily unit 3 campaign, 2017-Feb-17
- Daily unit 3 campaign, 2017-Feb-18
- Daily unit 3 campaign, 2017-Feb-19

The red shaded period corresponds to:

- None

Outreach, papers, presentations, etc.

Please consult <http://proba2.oma.be/science/publications> for a list of interesting articles using SWAP & LYRA data, as well as a link to the complete article list.

The science section of this weekly report is also published in the weekly STCE newsletter (<http://www.stce.be/newsletter/newsletter.php>).

Guest Investigator Program

- None

2. LYRA instrument status

Calibration

No calibration.

IOS & operations

Monday 13 Feb	Tuesday 14 Feb	Wednesday 15 Feb	Thursday 16 Feb	Friday 17 Feb	Saturday 18 Feb	Sunday 19 Feb
Nominal acquisition + daily U3	Nominal acquisition + daily U3	Nominal acquisition + daily U3 + monthly U1	Nominal acquisition + daily U3	Nominal acquisition + daily U3	Nominal acquisition + daily U3	Nominal acquisition + daily U3
LYIOS00600	LYIOS00600	LYIOS00600	LYIOS00600	LYIOS00601	LYIOS00601	LYIOS00601

The following science campaigns were performed by LYRA:

- Daily U3 observations campaign
- Monthly U1 campaign

LYRA detector temperature

LYRA detector 2 temperature globally varied between 52.05 and 54.11 °C.

3. SWAP instrument status

Calibration

No calibration.

MCPM errors

The number of MCPM recoverable errors increased from 6254 to 6575.

The number of MCPM unrecoverable errors remained at 0.

IOS & operations

Monday 13 Feb	Tuesday 14 Feb	Wednesday 15 Feb	Thursday 16 Feb	Friday 17 Feb	Saturday 18 Feb	Sunday 19 Feb
Nominal acquisition	Nominal acquisition	Nominal acquisition	Nominal acquisition	Nominal acquisition + Occultation	Nominal acquisition	Nominal acquisition
IOS00687 710 images	IOS00688 627 images	IOS00688 689 images	IOS00688 654 images	IOS00689 668 images	IOS00689 628 images	IOS00689 616 images

Special operations for SWAP, this week:

- SWAP occultation campaign, 2017-Feb-17

SWAP detector temperature

The SWAP Cold Finger Temperature globally varied between 1.99 and 3.35 °C.

4. PROBA2 Science Center Status

The main operator is Laurence Wauters.

The following changes were made to the P2SC:

- None.

5. Data reception & discussions with MOC

Passes

The delivery of the passes for this week (passes 23185 to 23250) was nominal, except for:

- None.

Data coverage HK

All HK data files (LYRA_AD) have been received, except:

- None.

Data coverage SWAP

All SWAP Science data files (BINSWAP) have been received, except:

- None.

Total number of images between 2017 Feb 13 00:00 UT and 2017 Feb 20 00:00 UT: 4654

Highest cadence in this period: 29 seconds

Average cadence in this period: 129.75 seconds

Number of image gaps larger than 300 seconds: 130

Largest data gap: 17.77 minutes

Data coverage LYRA

All LYRA Science data files (BINLYRA) have been received, except:

- None

6. APPENDIX: Frequently used acronyms

ADPMS	Advanced Data and Power Management System
AOCS	Attitude and Orbit Control System
APS	Active Pixel image Sensor
ASIC	Application Specific Integrated Circuit
BBE	Base Band Equipment
CME	Coronal Mass Ejection
COGEX	Cool Gas Generator Experiment
CRC	Cyclic Redundancy Check
DAC	Data Acquisition Controller
DBR	Deployment, backup & recovery
DDA	Decommutated data archive
ESP	Experimental Solar Panel
FITS	Flexible Image Transport System
FOV	Field Of View FPA Focal Plane Assembly
FPGA	Field Programmable Gate Arrays
GPS	Global Positioning System
HK	Housekeeping
IOS	Instrument Operations Sheet
LED	Light Emitting Diode
LYRA	LYman alpha RAdiometer
LYTMR	LYRA Telemetry Reformatter (software module of P2SC)
LYEDG	LYRA Engineering Data Generator (software module of P2SC)
MCPM	Mass Memory, Compression and Packetisation Module
MOC	Mission Operation Center
NDR	Non Destructive Readout
OBSW	On board Software
PI	Principal Investigator
P2SC	PROBA2 Science Center
ROB	Royal Observatory of Belgium
SAA	South Atlantic Anomaly
SEU	Single Event Upset
SoFAST	Solar Feature Automated Search Tool
SWAP	Sun Watcher using APS detector and image Processing
SWAVINT	SWAP AVerage INTensity
SWBSDG	SWAP Base Science Data Generator
SWEDG	SWAP Engineering Data Generator (software module of P2SC)
SWTMR	SWAP Telemetry Reformatter (software module of P2SC)
TBC	To Be Confirmed
TBD	To Be Defined
TC	Telecommand
UTC	Coordinated Universal Time
UV	Ultraviolet
VFC	Voltage to Frequency Converter

7. APPENDIX Solar Activity Definitions

In the science section we use the following solar activity standards.

The standard scale for solar activity is:

- very low (almost no flares, only B)
- low (a few C flares)
- moderate (many C flares and at least an M flare)
- high (several M flares and an X flare)
- very high (continuous background of C flares, numerous M flares, more than one X flare)